

Bus and Pedestrian Safety at FTA

Joe DeLorenzo

**Associate Administrator and Chief Safety Officer
Office of Transit Safety and Oversight (TSO)**

4/8/2024



U.S. Department of Transportation
Federal Transit Administration

Agenda

- Safety Data at FTA
- Bus Safety Programs
- National Roadway Safety Strategy (NRSS) Call to Action Campaign



Safety Data at FTA

National Transit Database and Applications at FTA




U.S. Department of Transportation
Federal Transit Administration

National Transit Database (NTD)

- Over 3,000 bus and rail transit agencies that receive Federal grant money
- Safety and Security (S&S) reporting includes:
 - injuries, fatalities, and property damage
 - collisions, fires, security events, and other safety events
- FTA uses NTD data for trend analysis and engagement with transit agencies

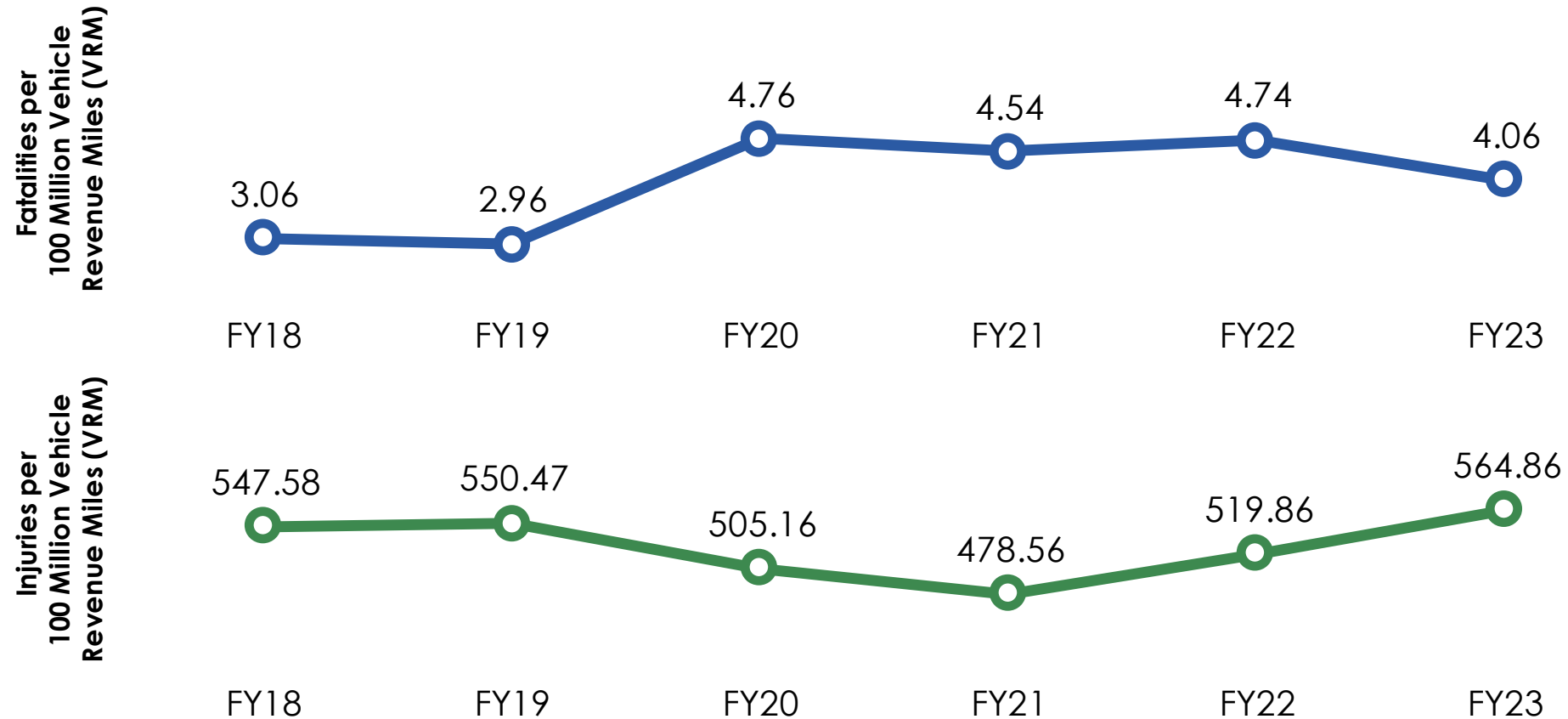


Visit <https://www.transit.dot.gov/ntd> for more information



State of Bus Transit Safety – Annual Trends

Fatality and injury rates have increased significantly since FY19.

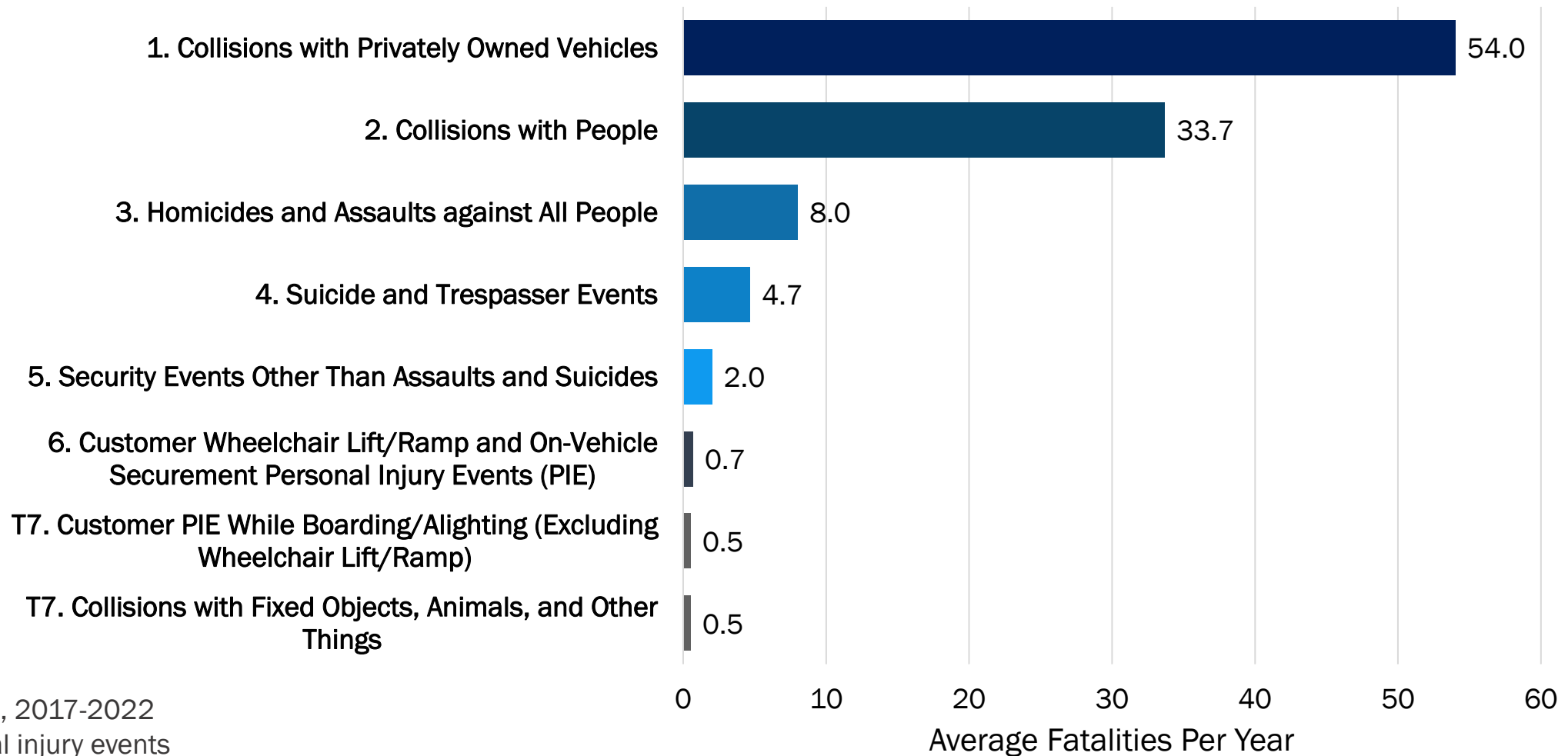


Source: National Transit Database (NTD)
FY 2022–23 data is preliminary.

Data as of: Feb 1, 2024

Bus Top Safety Concerns by Annual Fatalities

NTD data analysis of bus mode average fatalities per year from 2017 to 2022.



Source: NTD, 2017-2022
PIE: Personal injury events

Bus Safety Programs

Safety Advisory 23-1 and Future Initiatives



U.S. Department of Transportation
Federal Transit Administration

Safety Advisory 23-1 Overview

- **Distribution:** Published in the Federal Register
- **Effective Date:** September 19, 2023
- **Audience:** Agencies that provide bus service
- **Overview:** Recommends transit agencies that provide bus service:
 - Consider mitigation strategies to reduce bus-to-person collisions
 - Identify specific hazards that may cause or contribute to bus-to-person collisions
 - Assess the associated safety risk
 - Implement appropriate mitigations to reduce the likelihood and severity of those collisions



Purpose of Safety Advisory 23-1: The Data



From 2008 to 2021, transit agencies reported **7,298 bus-to-person collisions** to the National Transit Database, which resulted in **537 fatalities** and **7,329 injuries**

Bus-to-person collisions accounted for:



15%

Of All Transit Fatalities



37%

Of Bus-Transit Fatalities

Injuries and Fatalities by Location

Injuries and
Fatalities

Location of Bus-to-Person Collision injuries and fatalities from 2017 to 2021:

Roadway Intersections

42%

Mid-Block of Roadway

38%

Bus Stops

15%

All Other Locations

5%

Source: National Transit Database, 2017–2021

Roadway Intersection Injuries and Fatalities

Injuries and Fatalities

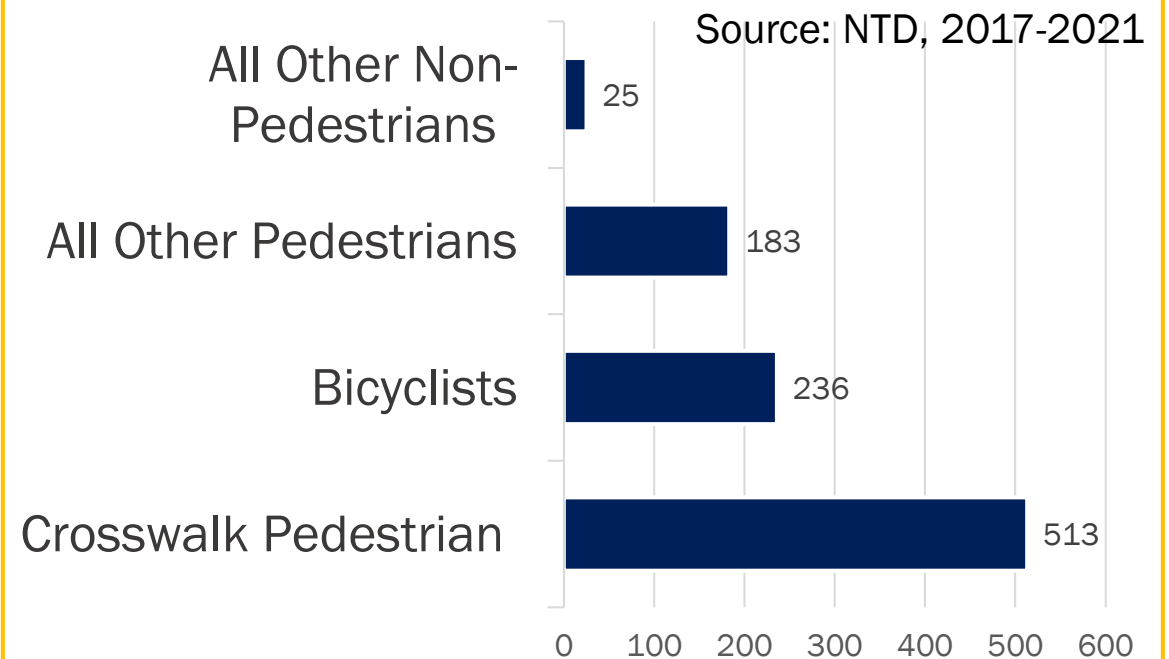
Roadway Intersections

54%

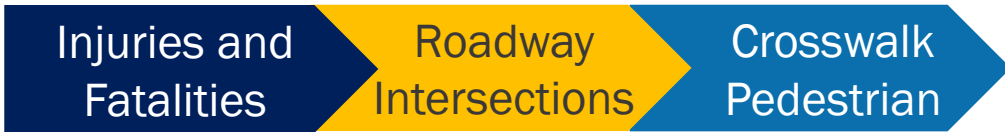
of roadway intersection injuries and fatalities were with crosswalk pedestrians



Intersection Bus-to-Person Collision Injuries and Fatalities (957) by Type



Crosswalk Pedestrian Injuries and Fatalities

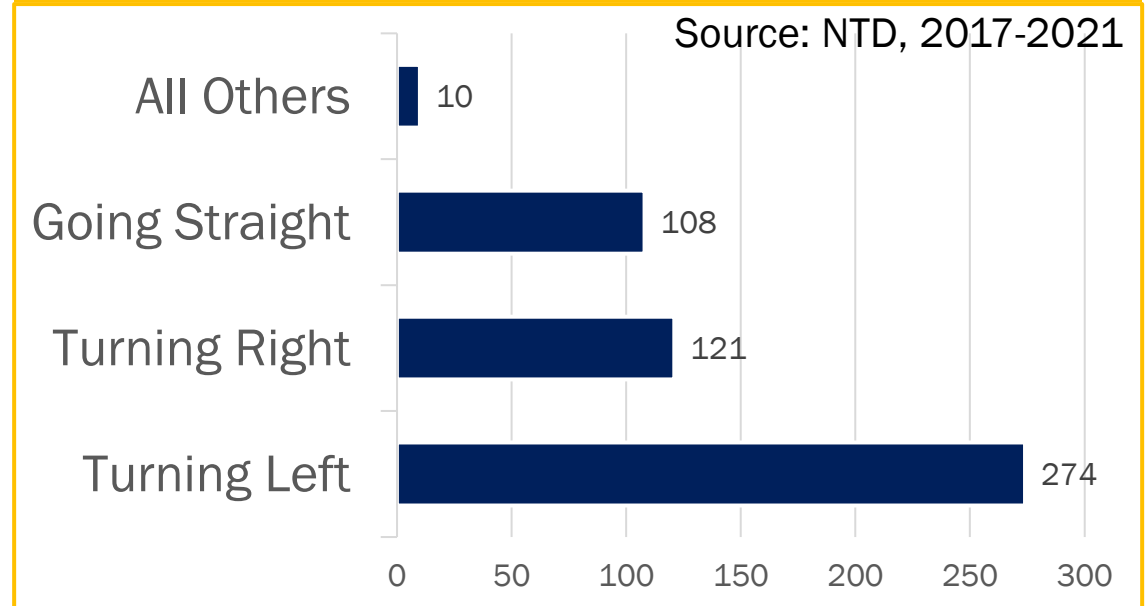


53%

of crosswalk pedestrian injuries and fatalities occur when buses are turning left



Crosswalk Pedestrian Injuries and Fatalities (513) from Intersection Collisions



Future Bus Safety Collision Prevention Initiatives



Bus
Manufacturers
Roundtable

Online-based
safety
manager
training
covering best
practices

Research
dedicated to
bus design
standards and
best practices

Research on
causal factors
of bus-to-POV
collisions

National Roadway Safety Strategy (NRSS) Call to Action Campaign

- U.S. Department of Transportation's NRSS aims to significantly reduce serious injuries and deaths on our nation's roads and highways
- Call to Action campaign launched in February 2023
- More than 160 Allies in Action support the Call to Action
- Nearly 95% of transportation deaths occur on streets, roads, and highways



Visit the [NRSS webpage](#) for more information

Thank you!

Joe DeLorenzo

202-366-5080

joseph.delorenzo@dot.gov



U.S. Department of Transportation
Federal Transit Administration

APRIL 7-9 2024

DENVER, CO

LIFESAVERS

Lifesavers Conference on Roadway Safety

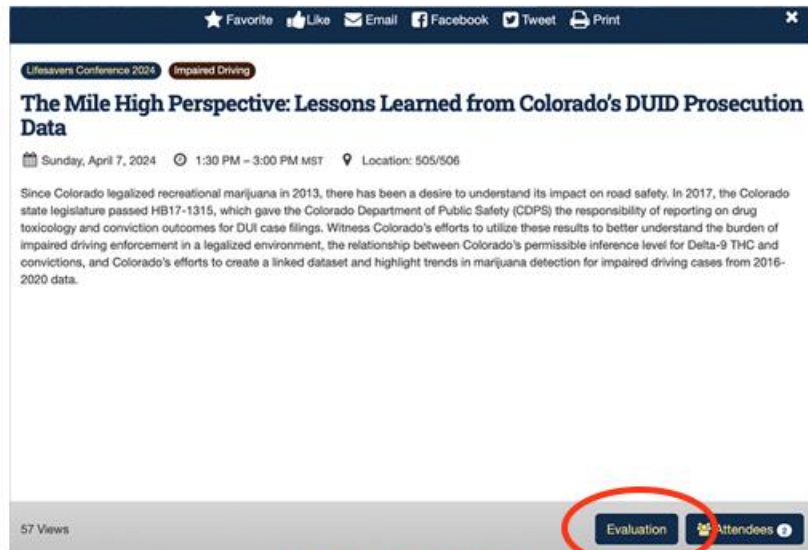


Please evaluate this presentation using the Lifesavers Conference Mobile App or Event Site

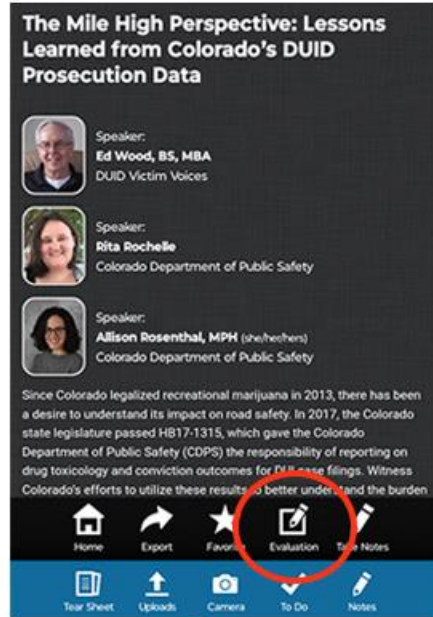
When you're in a presentation, click the Evaluation button to rate that specific workshop

OR

Find any evaluation from the app home screen



EVENT SITE



App

