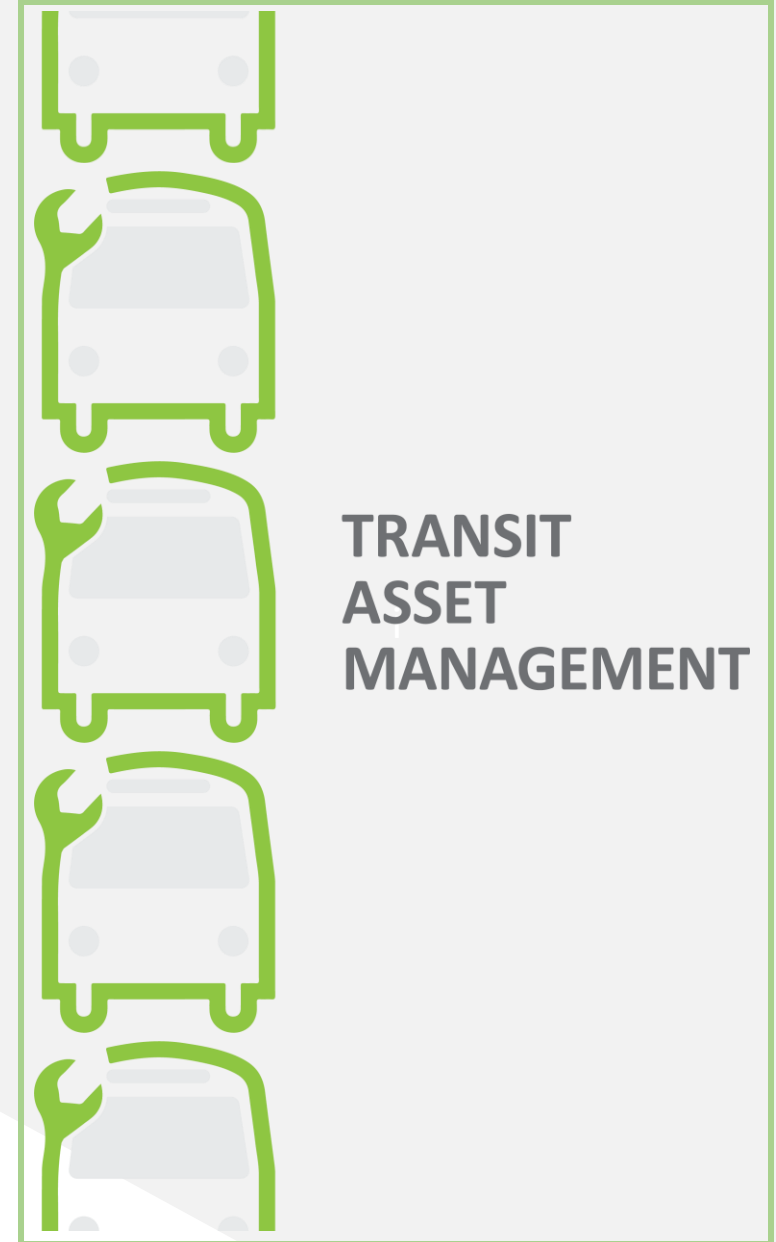


# Resource Updates and Learning Opportunities

Tamalynn Kennedy, TAM Program Manager  
Mohammed Abdul Karim, ORISE Fellow

---

December 10, 2024



# FTA Speakers

## **Tamalyynn Kennedy**

TAM Program Manager  
Federal Transit Administration

## **Mohammed Abdul Karim**

ORISE Fellow

# Agenda

## Updated Resources and Learning Opportunities

- NTI Course: Introduction to Transit Asset Management
- TAMPLATE
- Peer Program
- State of the Practice Reports and Upcoming Technical Assistance

## NTD Narrative Template (A-90) Updates and Analysis

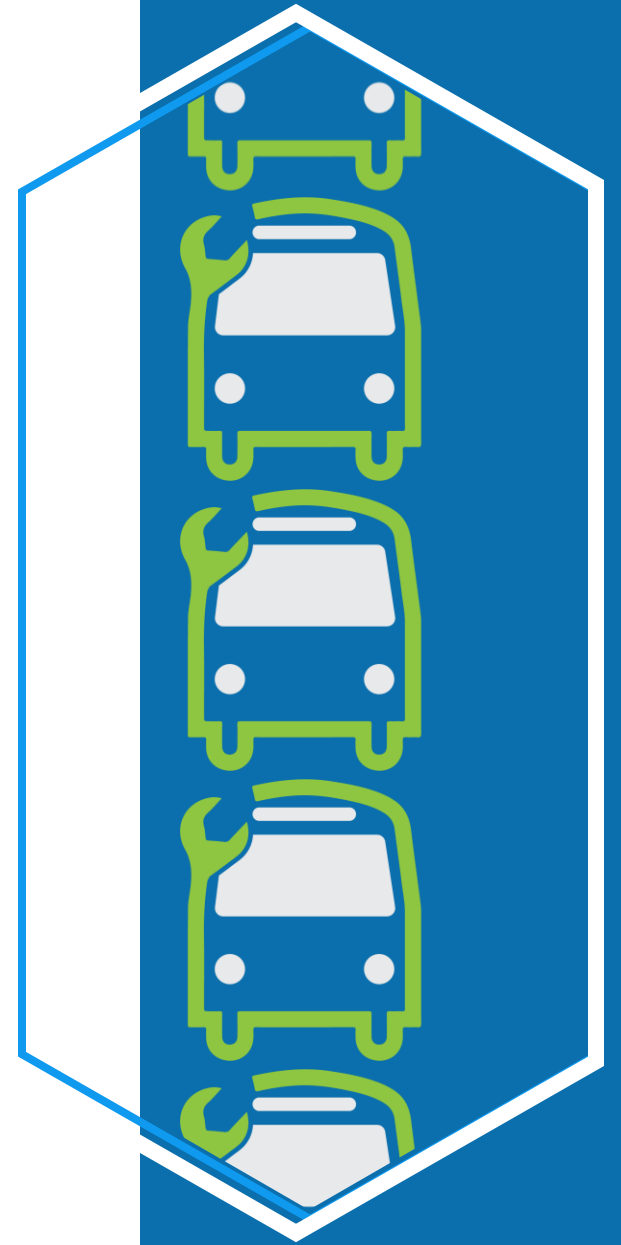
- LDA Topic Modeling Background
- Application Overview
- Potential Use Cases

---

# Updated Resources and Learning Opportunities



U.S. Department of Transportation  
Federal Transit Administration

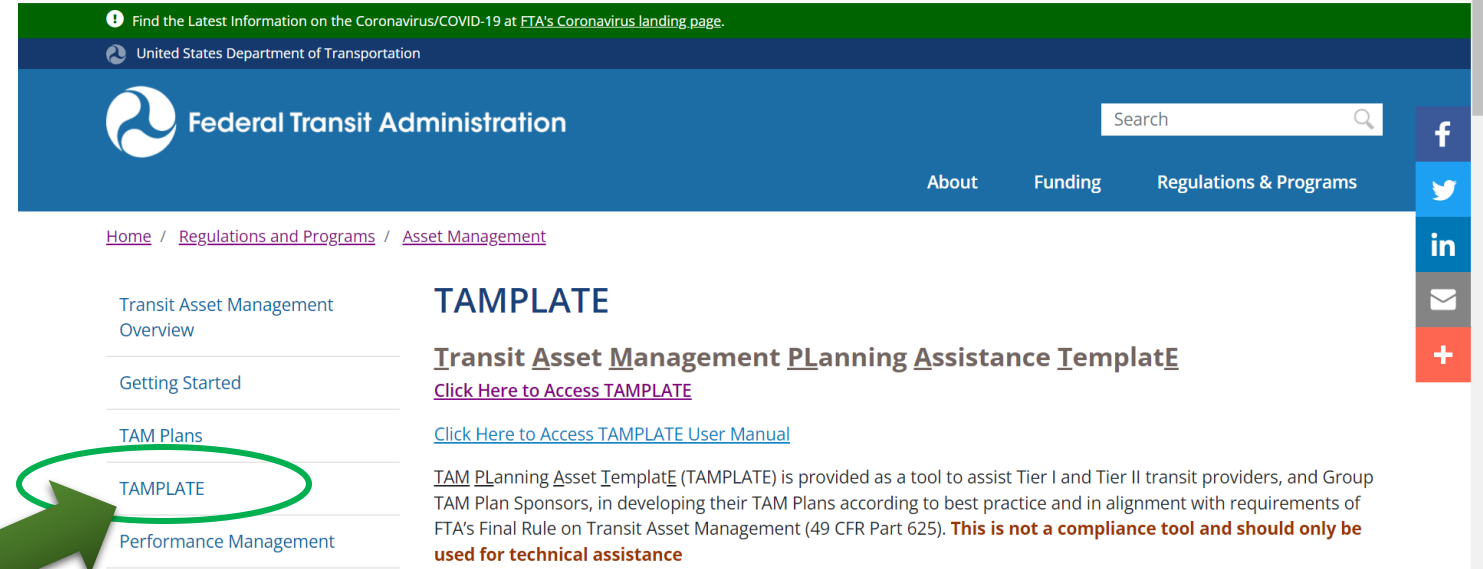


# NTI Course: Introduction to Transit Asset Management (TAM)

- Introductory course for those that are new to TAM
- Original National Transit Institute (NTI) course was designed for in-person delivery
  - NTI stopped running it during the pandemic
- More offerings will be announced for 2025
  - Current course is virtual and runs over three afternoons
- [NTI Course Details](#)

# TAMPLATE: New Functionality

- Ability for more than one person to edit a single TAM Plan
- All users able to share their plan with stakeholders/executives
- Infrastructure calculations for inventory and condition corrected
- New features and an updated User Manual available in January 2025
- TAMPLATE



Find the Latest Information on the Coronavirus/COVID-19 at [FTA's Coronavirus landing page.](#)

United States Department of Transportation

Federal Transit Administration

Search

About Funding Regulations & Programs

Home / [Regulations and Programs](#) / [Asset Management](#)

Transit Asset Management Overview

Getting Started

TAM Plans

**TAMPLATE**

Performance Management

## TAMPLATE

**Transit Asset Management Planning Assistance Template**

[Click Here to Access TAMPLATE](#)

[Click Here to Access TAMPLATE User Manual](#)

TAM Planning Asset Template (TAMPLATE) is provided as a tool to assist Tier I and Tier II transit providers, and Group TAM Plan Sponsors, in developing their TAM Plans according to best practice and in alignment with requirements of FTA's Final Rule on Transit Asset Management (49 CFR Part 625). **This is not a compliance tool and should only be used for technical assistance**

# Peer Program

- Roundtable
- Webinars
- Peer Exchanges
- Peer Working Group
- Discussion Forums
- [Sign up for updates](#)

[FTA's Transit Asset Management \(TAM\) Program](#) is providing two opportunities for transit agency staff to engage with peers and share strategies and best practices about asset management, including a working group on asset condition and a peer exchange for best practices in aligning asset management activities with other FTA requirements.

### **2024 TAM Peer Working Group Call for Participation**

The [FTA's Transit Asset Management \(TAM\) Program](#) is continuing the success of the 2023 TAM peer working group with a new opportunity for 2024. The group will convene 11-15 participants in an online forum to discuss best strategies for determining asset condition. The group will meet regularly for one year, focusing on various aspects of strategies for condition assessment. Throughout the process, participants will promote peer learning, share peer-designed resources, and collaborate on best practices.

Applicants for the virtual TAM peer working group should complete and submit [this form](#) by Thursday, November 16.

### **Winter 2024 Peer Exchange Call for Participation**

In February 2024, the FTA TAM Program will host an in-person peer exchange to discuss how agencies approach aligning their TAM activities with other related FTA requirements, such as:

- NTD reporting,
- developing Public Transportation Agency Safety Plans (PTASPs), and
- preparing for Comprehensive Reviews.

# Peer Program Topics

## Peer Exchanges

**2024:** [Aligning FTA Reporting and Requirements](#)

**2025:** Systems and associated assets

## Peer Working Group

**2023:** [Creating the Foundation for Quality Asset Data](#)

**2024:**  
Asset Condition and Condition Assessments

**2025:** MPOs and TAM

## Discussion Forums

**2023:** [TAM Considerations for Zero-Emission Bus Fleets](#)

**2024:** [Setting TAM Performance Targets](#)

**2025:**  
(1) Group Plan Sponsors  
(2) Tribal Transit Providers



# State of the Practice Report

- Identify AM processes and promote best practices
- There continues to be a need for skills and training for agency personnel
- [Summary Report](#)

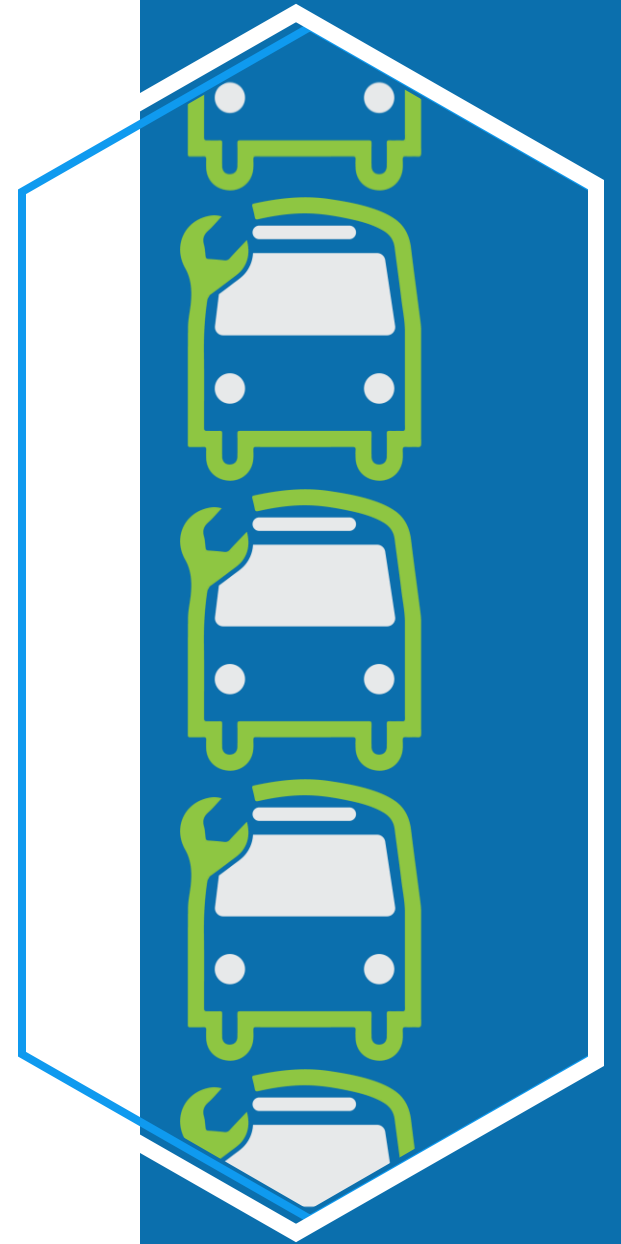


# New Technical Assistance – Program Assessment

- Agencies will participate in an assessment of their TAM practices by FTA's TAM Program.
  - Selected agencies must provide documentation for review.
  - Various departments within selected agencies will participate in information-seeking interviews.
- Agencies will receive a summary report with ratings and recommendations for improvements.
- The application will be open in January 2025. Registration information will be provided through GovDelivery.

---

# LDA Topic Modeling on A-90 Narrative Reports



# TAM Program Multiyear Evaluation

- Covered 4 years, 2019-2022
- Collected information through interviews, focus groups, TAM Program event registration/feedback, National Transit Database including Narrative Reports
- Agencies requested clarification on the NTD Narrative Report Instructions
  - The [Narrative Report Example Format](#) was updated in 2021 and again in October 2024

# Narrative Reports

- FTA received over 650 narrative reports from agencies in Report Year 2023
- Each report goes into detail on the state of the agency's transit assets
- Internal resource to analyze these reports

## National Transit Database Narrative Report Example Format

Under the FAST Act and MAP-21, “transit providers are required to submit an annual narrative report to the NTD that provides a description of any change in the condition of its transit system from the previous year and describes the progress made during the year to meet the targets previously set for that year.”

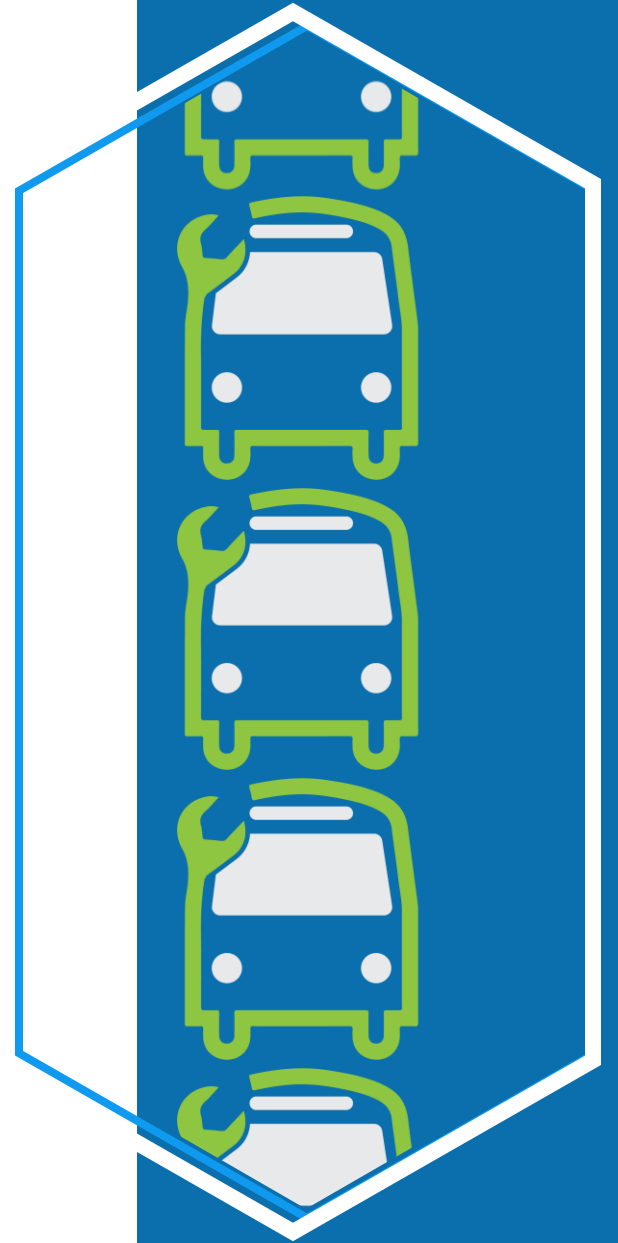
This template is provided for your agency’s convenience. **These questions are not required** to be answered, but are meant to facilitate narrative reports that meet the federal requirements while also supporting your agency’s recordkeeping and justification of its TAM program. The information in each section is intended to illustrate the type of information that could be included rather than an exhaustive list.

### Agency Information

- Agency Name:
- NTD ID:
- Contact Information:
  - Name of Point of Contact:
  - Job Title of Point of Contact:
  - Email Address:
  - Phone Number:
  - Address:
- Person Preparing This Narrative (if different from POC):

---

# Application



# LDA Topic Modeling

## What is LDA?

- Latent Dirichlet Allocation
- Natural Language Processing technique
- Probabilistic model
  - Assigns words to topics based on frequency and co-occurrence
  - Topics are mixtures of words, and documents are mixtures of topics

Topic 1	Topic 2	Topic 3
Exercise	Software	Pollution
Nutrition	Device	Weather
Treadmill	Program	Energy

# User Interface

## Input fields

- Seed
- Number of topics
- Top terms per topic
- Top documents per topic

**Enter seed:**

  
 Set custom seed value

**Number of topics:**

  
**Top terms per topic to display:**  
**Top documents per topic to display:**  
  
Runtime: 53.93 seconds



# Outputs

- Number of documents
- Top terms per topic
- Top documents per topic

Number of documents read: 647  
 Number of documents with revenue vehicle challenges: 188  
 Number of documents with revenue vehicle progress: 187  
 Number of documents with non-revenue vehicle challenges: 245  
 Number of documents with non-revenue vehicle progress: 242  
 Number of documents with facilities challenges: 172  
 Number of documents with facilities progress: 113  
 Number of documents with infrastructure challenges: 88  
 Number of documents with infrastructure progress: 87  
 Number of documents with extenuating circumstances: 304

## Top Terms Per Topic - Revenue Vehicle Challenges

Topic 1	Topic 2	Topic 3	Topic 4	Topic 5
bus	vehicle	fund	supply	meet
replacement	new	capital	time	target
challenge	replace	challenge	order	service
fleet	shortage	grant	due	maintenance
purchase	available	replacement	chain	challenge
also	good	continue	issue	life
electric	need	use	delay	currently
emission	state	numb	make	face
part	cost	procurement	delivery	useful
cause	increase	source	continue	progress

Reporter	Topic	Topic Weight	Document Link
91092 - Tahoe Transportation District	1	0.46726	<a href="#">Download</a>
90200 - Kings County Area Public Transit Agency	1	0.39062	<a href="#">Download</a>
90022 - City of Norwalk	1	0.35526	<a href="#">Download</a>
1R03 - Maine Department of Transportation	2	0.35135	<a href="#">Download</a>

# Outputs

## **Agency Information:**

TAM Plan Type: Individual TAM Plan / Tier I Provider

## **What challenges face your agency in making progress toward the targets?**

Due to vehicle chip shortages and supply chain issues, [we are] prepared to continue to maintain vehicles with a higher mileage. For this reason, [we have also] pivoted to dedicating additional funds to maintenance of existing dedicated vehicles until [replacement] vehicles are available for purchase.

# Outputs

## Agency Information:

TAM Plan Type: Individual TAM Plan / Tier II Provider

## What challenges face your agency in making progress toward the targets?

Due to issues with supply chain, buses and bus part are creating significant issues with SGR. High[er] than anticipated mileage is accumulating on the fleet as buses are waiting 90+ days for replacement parts.

The transition to zero emission buses is also causing issues. Although [we have] identified funds to build our Electric Bus Charging Station, it will take approximately 24 months to complete. Attempting to balance new CNG bus orders with planned Electric Bus orders, each bus purchase currently delays our transition from CNG to Electric by 12 years and we are faced with maintaining two types of fueling stations.

# Outputs - Regional

Narrative Reports Per State



## Top Terms Per Topic

Revenue Vehicle Challenges for Region 9 | Documents read: 39

Topic 1	Topic 2	Topic 3
fund	vehicle	bus
challenge	emission	capital
replacement	challenge	issue
fleet	supply	electric
chain	ttd	cause
purchase	long	fuel
continue	meet	order
face	time	new
need	also	charge
procurement	receive	fta

Reporter	Topic	Topic Weight	Document Link
90008 - City of Santa Monica	1	0.44444	<a href="#">Download</a>
A0013 - Metropolitan Transportation Commission	1	0.41387	<a href="#">Download</a>
90215 - Carson Area Metropolitan Planning Organization	1	0.41199	<a href="#">Download</a>
90261 - City of Covina	2	0.45788	<a href="#">Download</a>

# Potential Use Cases

- Identifying factors that are negatively impacting the nation's public transportation assets
  - Identifying the agencies affected by these factors
- Seeing what projects agencies are undertaking to reach their state of good repair targets
  - Identifying the agencies taking these actions

# FTA Mission, Vision, Values



## Mission

Improve America's Communities through Public Transportation



## Vision

A Better Quality of Life for All Built on Public Transportation Excellence

## Values

*Service*

Provide reliable, transparent, responsive, and anticipatory services to meet stakeholder needs

*Integrity*

Commitment to the highest professional and ethical standards

*Innovation*

Foster new ideas, concepts, and solutions for improved outcomes

*Sustainability*

Optimize decisions, resources, and systems to make long-term positive impacts on the environment, infrastructure, and safety

*Equity*

Remove barriers for systemically underserved communities to access all aspects of economic, social, and civic life

---

# Thank you!



U.S. Department of Transportation  
Federal Transit Administration

