

Central Indiana Regional Transportation Authority (CIRTA)

2014 Annual Agency Profile

Co-Manager: Ms. Lori Kaplan
 317-327-7433

General Information

Urbanized Area (UZA) Statistics - 2010 Census

Indianapolis, IN
 706 Square Miles
 1,487,483 Population
 33 Pop. Rank out of 498 UZAs

Other UZAs Served

330 Anderson, IN; 0 Indiana Non-UZA; 322 Muncie, IN

Service Area Statistics

3,906 Square Miles
 1,993,513 Population

Service Consumption

111,780 Annual Unlinked Trips (UPT)

Service Supplied

576,945 Annual Vehicle Revenue Miles (VRM)
 16,628 Annual Vehicle Revenue Hours (VRH)

Database Information

NTDID: 50209

Reporter Type: Small Systems Reporter

Financial Information

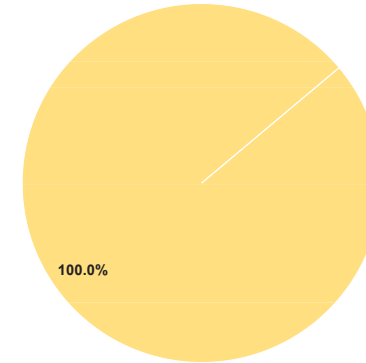
Sources of Operating Funds Expended

Fare Revenues	\$0	0.0%
Local Funds	\$0	0.0%
State Funds	\$0	0.0%
Federal Assistance	\$797,736	100.0%
Other Funds	\$0	0.0%
Total Operating Funds Expended	\$797,736	100.0%

Sources of Capital Funds Expended

Fare Revenues	\$0
Local Funds	\$0
State Funds	\$0
Federal Assistance	\$0
Other Funds	\$0
Total Capital Funds Expended	\$0

Operating Funding Sources



Modal Characteristics

Operation Characteristics

Vehicles Operated at Maximum Service

Mode	Directly Operated	Purchased Transportation	Operating Expenses	Fare Revenues	Uses of Capital Funds	Annual Unlinked Trips	Annual Vehicle Revenue Miles	Annual Vehicle Revenue Hours	Average Fleet Age in Years ¹
Bus	-	3	\$395,720	\$0	\$0	26,340	92,767	6,242	5.0
Vanpool	-	26	\$402,016	\$0	\$0	85,440	484,178	10,386	1.5
Total	-	29	\$797,736	\$0	\$0	111,780	576,945	16,628	

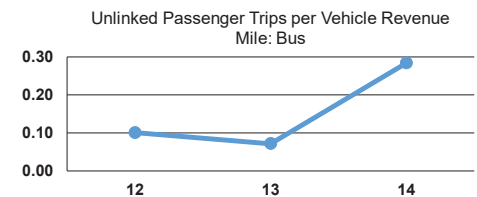
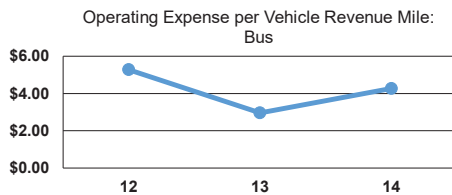
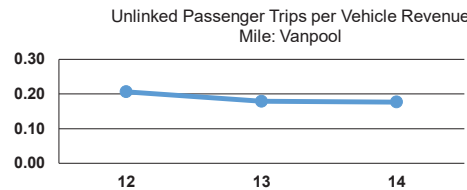
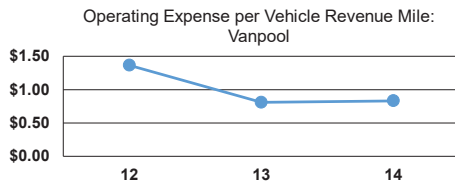
Performance Measures

Service Efficiency

Mode	Operating Expenses per Vehicle Revenue Mile	Operating Expenses per Vehicle Revenue Hour
Bus	\$4.27	\$63.40
Vanpool	\$0.83	\$38.71
Total	\$1.38	\$47.98

Service Effectiveness

Mode	Operating Expenses per Unlinked Passenger Trip	Unlinked Trips per Vehicle Revenue Mile	Unlinked Trips per Vehicle Revenue Hour
Bus	\$15.02	0.3	4.2
Vanpool	\$4.71	0.2	8.2
Total	\$7.14	0.2	6.7



Notes:

¹Demand Response - Taxi (DT) and non-dedicated fleets do not report fleet age data.