

Municipality of Barceloneta

2014 Annual Agency Profile

Mayor: Ms. Wanda Soler Rosario

(787) 846-3400

General Information

Urbanized Area (UZA) Statistics - 2010 Census

Florida-Imbary-Barceloneta, PR

46 Square Miles

71,747 Population

387 Pop. Rank out of 498 UZAs

Service Area Statistics

19 Square Miles

24,816 Population

Service Consumption

122,796 Annual Unlinked Trips (UPT)

Service Supplied

157,873 Annual Vehicle Revenue Miles (VRM)

17,482 Annual Vehicle Revenue Hours (VRH)

Database Information

NTDID: 40150

Reporter Type: Small Systems Reporter

Financial Information

Sources of Operating Funds Expended

Fare Revenues	\$0	0.0%
Local Funds	\$499,869	58.8%
State Funds	\$0	0.0%
Federal Assistance	\$350,383	41.2%
Other Funds	\$0	0.0%

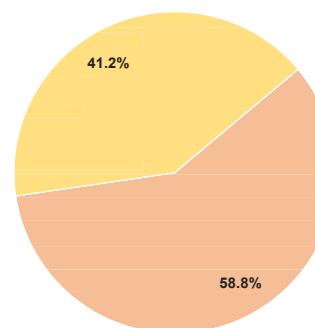
Total Operating Funds Expended \$850,252 100.0%

Sources of Capital Funds Expended

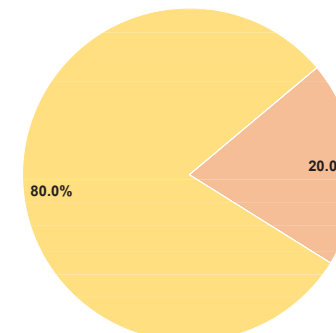
Fare Revenues	\$0	0.0%
Local Funds	\$121,099	20.0%
State Funds	\$0	0.0%
Federal Assistance	\$484,396	80.0%
Other Funds	\$0	0.0%

Total Capital Funds Expended \$605,495 100.0%

Operating Funding Sources



Capital Funding Sources



Modal Characteristics

Operation Characteristics

Vehicles Operated at Maximum Service

Mode	Directly Operated	Purchased Transportation	Operating Expenses	Fare Revenues	Uses of Capital Funds	Annual Unlinked Trips	Annual Vehicle Revenue Miles	Annual Vehicle Revenue Hours	Average Fleet Age in Years ¹
Demand Response	3	-	\$280,226	\$0	\$0	11,137	57,087	7,221	6.0
Bus	6	-	\$570,025	\$0	\$605,495	111,659	100,786	10,261	5.6
Total	9	-	\$850,251	\$0	\$605,495	122,796	157,873	17,482	

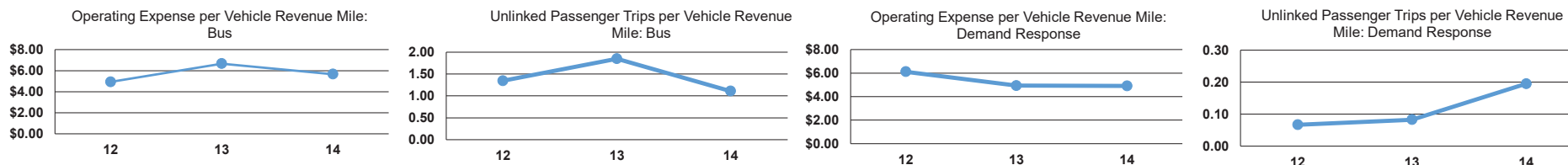
Performance Measures

Service Efficiency

Mode	Operating Expenses per Vehicle Revenue Mile	Operating Expenses per Vehicle Revenue Hour
Demand Response	\$4.91	\$38.81
Bus	\$5.66	\$55.55
Total	\$5.39	\$48.64

Service Effectiveness

Mode	Operating Expenses per Unlinked Passenger Trip	Unlinked Trips per Vehicle Revenue Mile	Unlinked Trips per Vehicle Revenue Hour
Demand Response	\$25.16	0.2	1.5
Bus	\$5.11	1.1	10.9
Total	\$6.92	0.8	7.0



Notes:

¹Demand Response - Taxi (DT) and non-dedicated fleets do not report fleet age data.