

# FTA

FEDERAL TRANSIT ADMINISTRATION

## 2018 SSO Program Workshop

### SSOA's Role in a Proactive SMS Environment

Office of System Safety  
Office of Transit Safety and Oversight  
Federal Transit Administration



U.S. Department of Transportation  
Federal Transit Administration

May 15, 2018

# Today's Session


- Welcome
- SMS: The Big Picture
- Benefits of a Proactive Environment
- Supporting a Proactive Environment
- Wrap-up

# Welcome

Juan Morrison & Rhoderick J. Ramsey  
Office of Transit Safety and Oversight  
Federal Transit Administration

# Activity I – Incident Scenarios

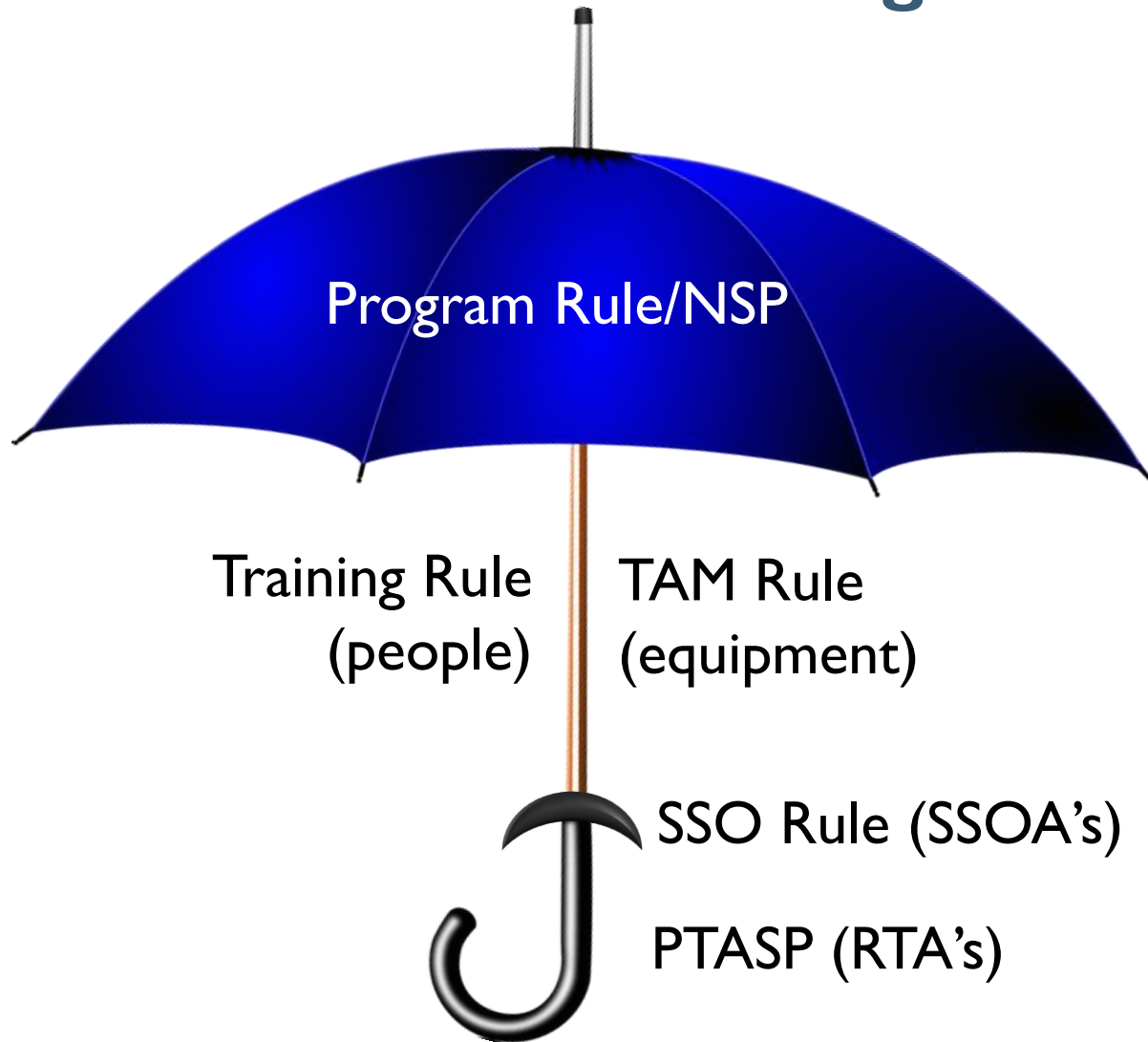
1. Review your assigned scenario found in the handout.
2. As a group, complete the table by answering the questions.
3. Identify a spokesperson to report out.



# SMS: The Big Picture

Aloha Ley  
Office of Transit Safety and Oversight  
Federal Transit Administration

# SMS in Rulemaking



# Principles and Goals of SMS

## Safety Culture (PIC)

- Proactive
- Integrative
- Cooperative

## Continuous Safety Improvement (USE)

- Understand Hazard Identification
- Safety Risk Management
- Evaluate Solutions

# SSPP & SMS: Fundamentals

Conceptual: Management

Oversight: Encourage organizations to be proactive

Systematic: System-wide & integrated across business functions

Proactive: Invests in safety risk management

Culture: Cooperation & Engagement



# SMS Components

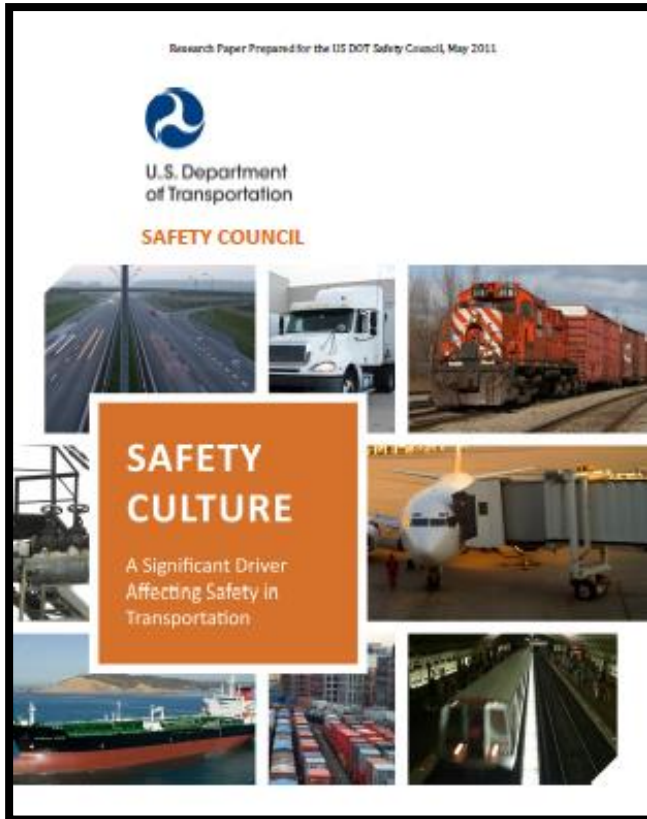


# SMS Case Scenario: Concept to Context

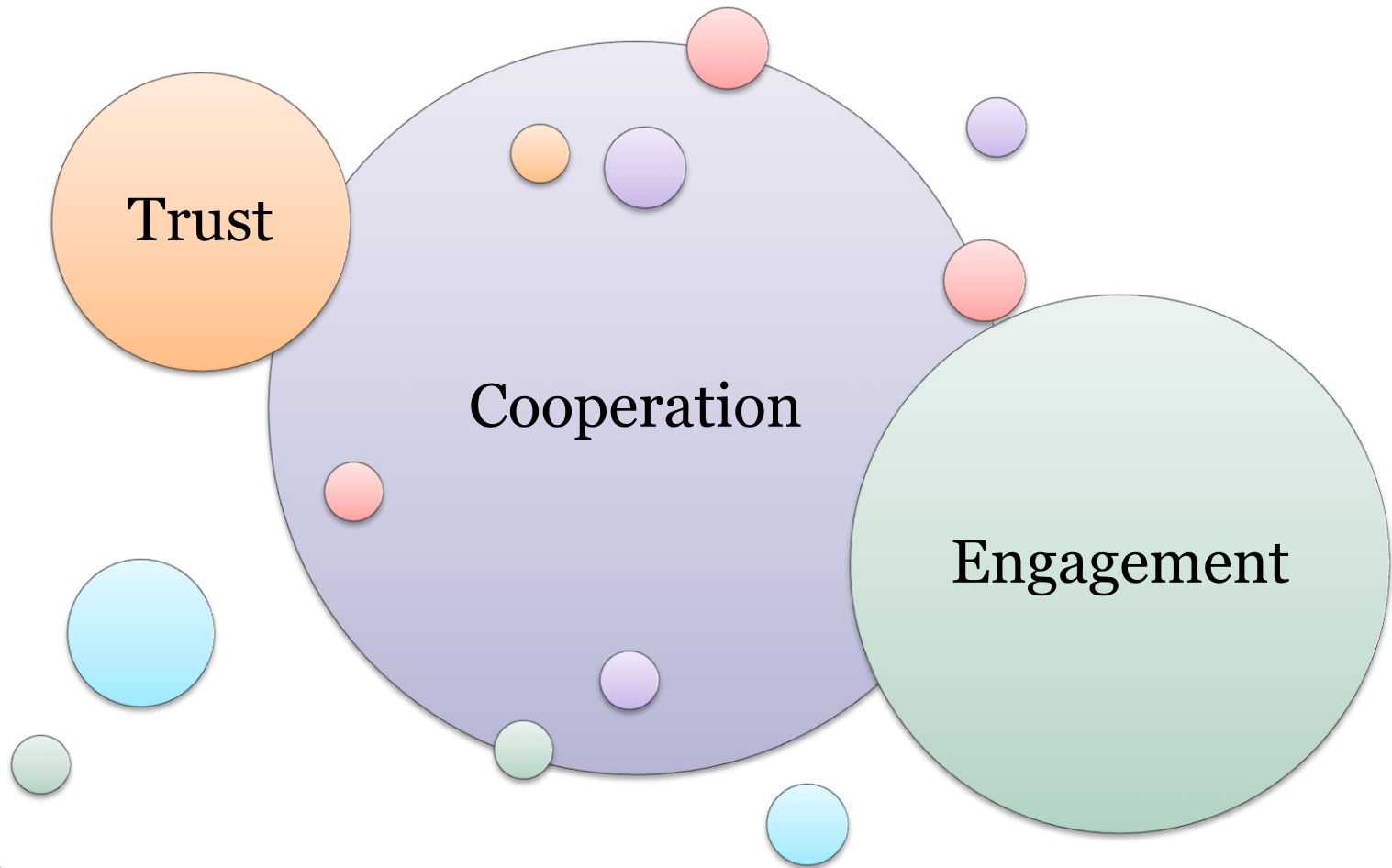
# The Definition of Safety Culture

The U.S. Department of Transportation Safety Council's definition of Safety Culture:


*The shared values, actions, and behaviors that demonstrate a commitment to safety over competing goals and demands.*



# An Exercise in Cooperation



# Discussion I: SSOA Interactions with RTAs



- What are some of the ways you interact with your RTAs?
- How effective are these interactions?
- How have these interactions have been beneficial to your relationships?
- What are some of the challenges you are working to overcome with your RTAs?

# Benefits of Adopting a Proactive Environment

Michael K. Coplen  
Office of Transit Safety and Oversight  
Federal Transit Administration

# Business & Societal Impacts of Events



**Business &  
Financial Impacts**



**Societal &  
Economic Impacts**

# Business & Financial Impacts of Events





# Societal & Economic Impacts of Events



# Proactive vs Reactive

SSO Rule (Part 674)

**Reactive**

**Accidents**

**Incidents**

**Occurrences**

**Hazards**

**Risks**

**Close Calls**

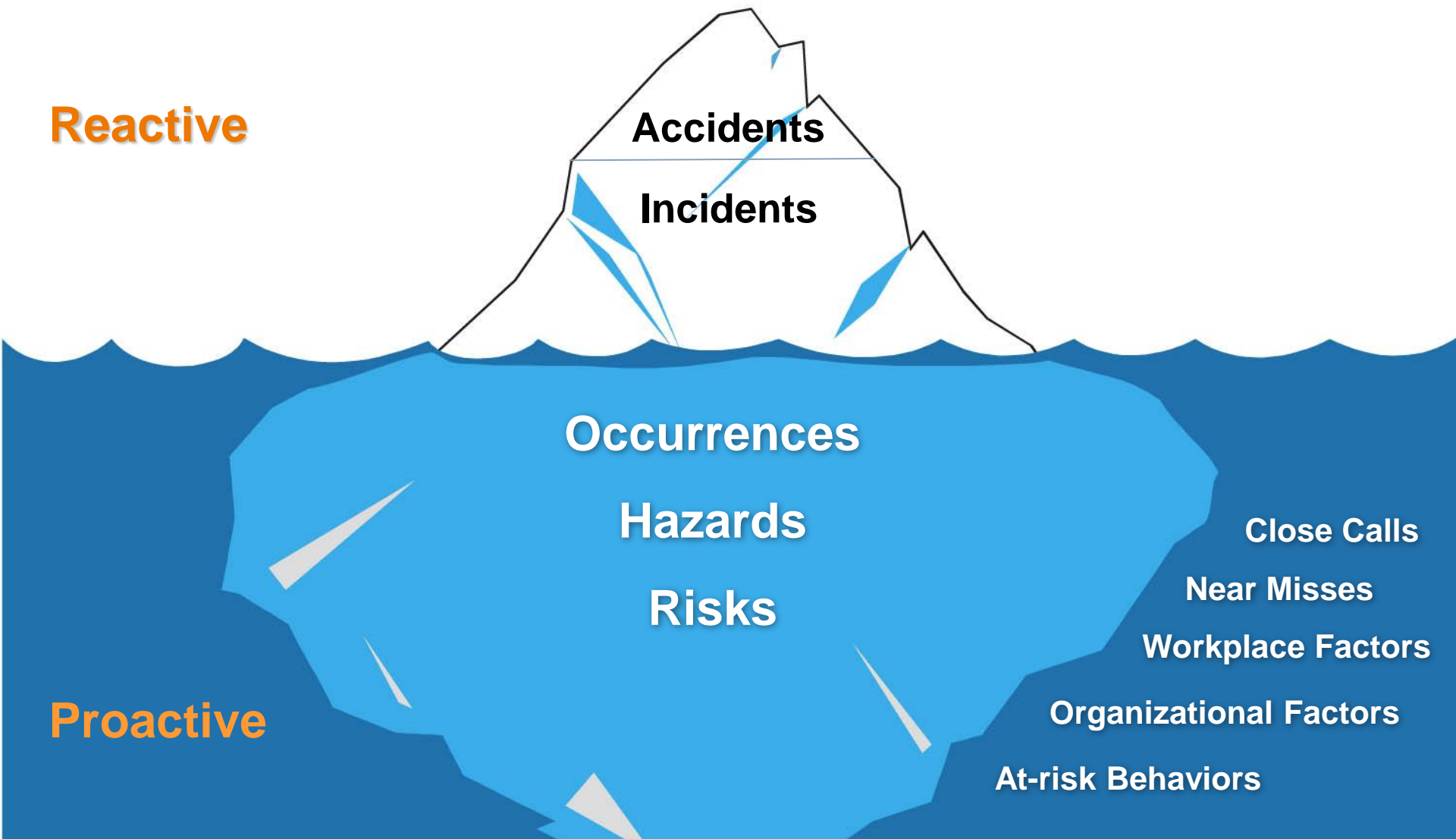
**Near Misses**

**Workplace Factors**

**Organizational Factors**

**At-risk Behaviors**

**Proactive**



# Safety Benefits of SMS Implementation

Example Programs	Safety Outcomes
Participative Safety Rules Revision	30% reduction in reportable injuries <b>Drop in liability claims</b>
Root-Cause Analysis Problem Solving (ISROP)	50% drop in injury rates (all injuries)
Clear Signal for Action (CSA) <ul style="list-style-type: none"> <li>• Peer-to-Peer Feedback</li> <li>• Continuous Improvement</li> <li>• Safety Leadership</li> </ul>	76% drop in injury rates 71% drop in reportable injuries
	79% drop in L.E. decertification rates 81% drop in derailments
	65% drop in yard-derailment rates
Confidential Close Call Reporting System (C <sup>3</sup> RS)	31% reduction in derailments at 1 site <b>90% drop in discipline cases</b>

*Note: See Appendix in Attendee Materials for references.*

# Discussion II: Moving Toward a Proactive Environment

Thinking about the benefits of a proactive environment, address the following questions:

1. What are some of the benefits of moving beyond a reactive approach?
2. What are some of the potential barriers/challenges to implementing a proactive approach?

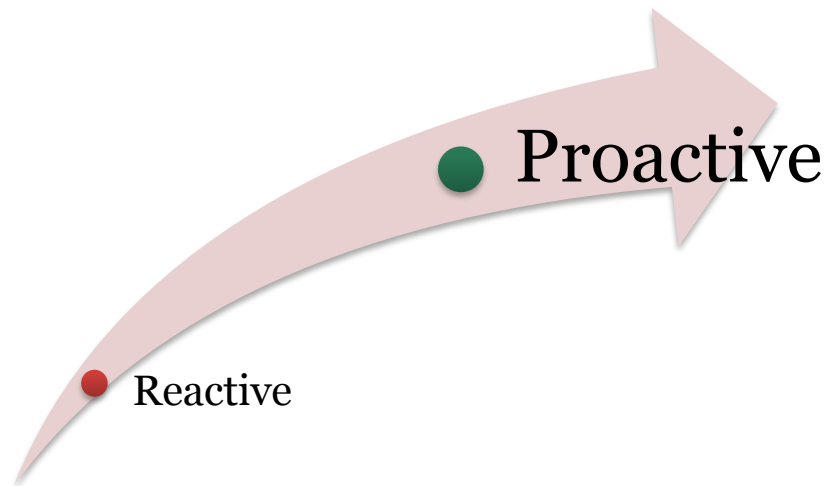

Break

# Supporting a Proactive Environment

Rhoderick J. Ramsey  
Office of Transit Safety and Oversight  
Federal Transit Administration

# Activity III – Incident Scenarios

1. Review your assigned scenario found in the handout.
2. As a group, complete the table by answering the questions.
3. Identify a spokesperson to report out.



# Next Steps



- What role will you play in building a stronger safety culture?
- What next steps should you take to start the process within the next 30 to 90 days?



# SMS Training Questions?

Dakisha Spratling &  
Rhoderick J. Ramsey  
Safety Promotion/Training  
Office of Transit Safety and Oversight  
Federal Transit Administration  
[FTASafetyPromotion@dot.gov](mailto:FTASafetyPromotion@dot.gov)