



# Utah Transit Authority

## *SAFETY UPDATE*

October 26, 2017

Sheldon Shaw  
Manager of Safety  
sshaw@rideuta.com  
(801) 741-8861



# UTA System



FrontRunner (Commuter Rail)



TRAX (Light Rail)



Bus / BRT / Paratransit



S-Line (Streetcar)



# UTA Service

6 Counties

85 Municipalities

2.25 mil population

4,158 sq mi

2,400 employees

6,500 Bus Stops

500 Buses

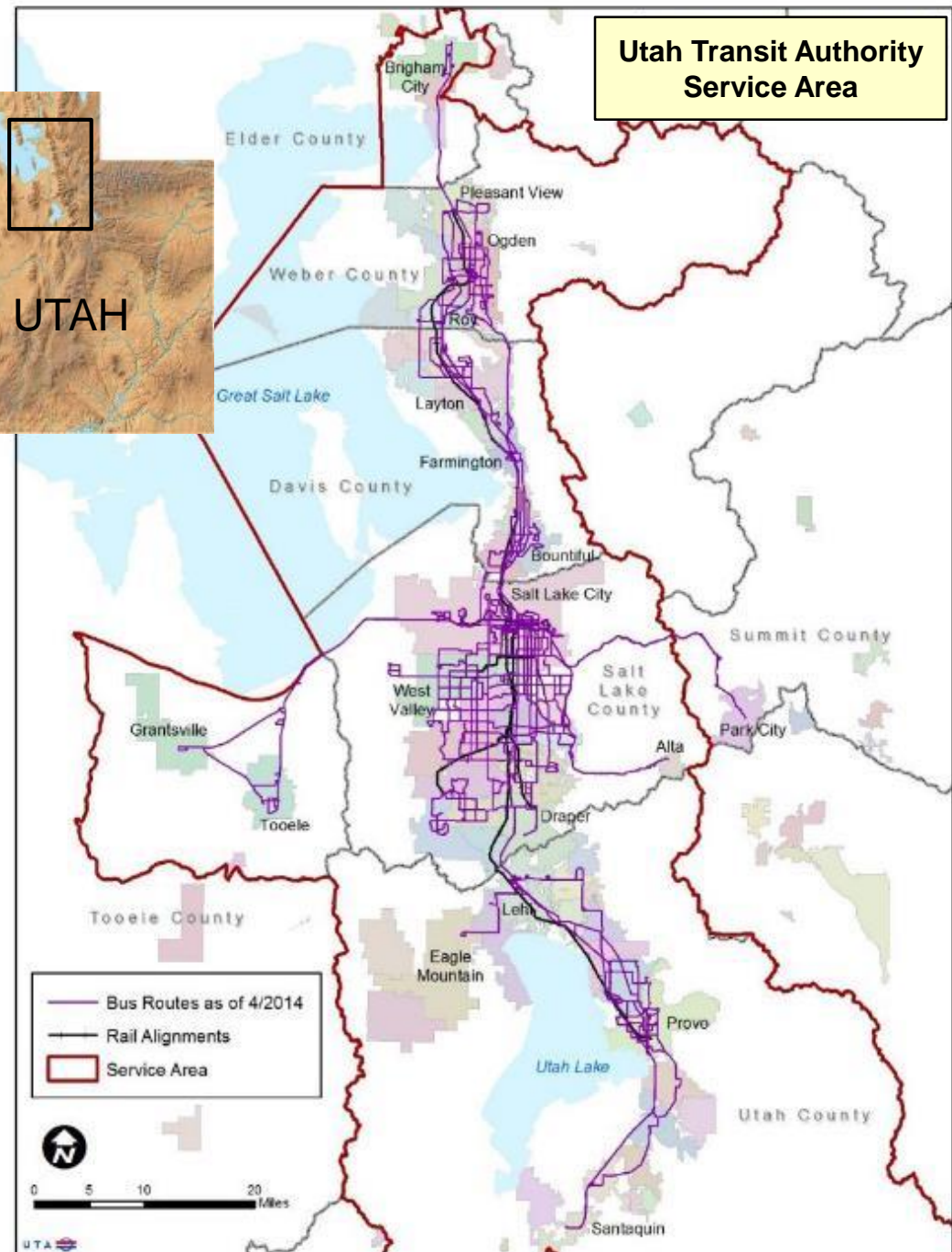
110 Paratransit

5 Bus Facilities

140 Rail Miles

167 at grade xings

3 Rail yards



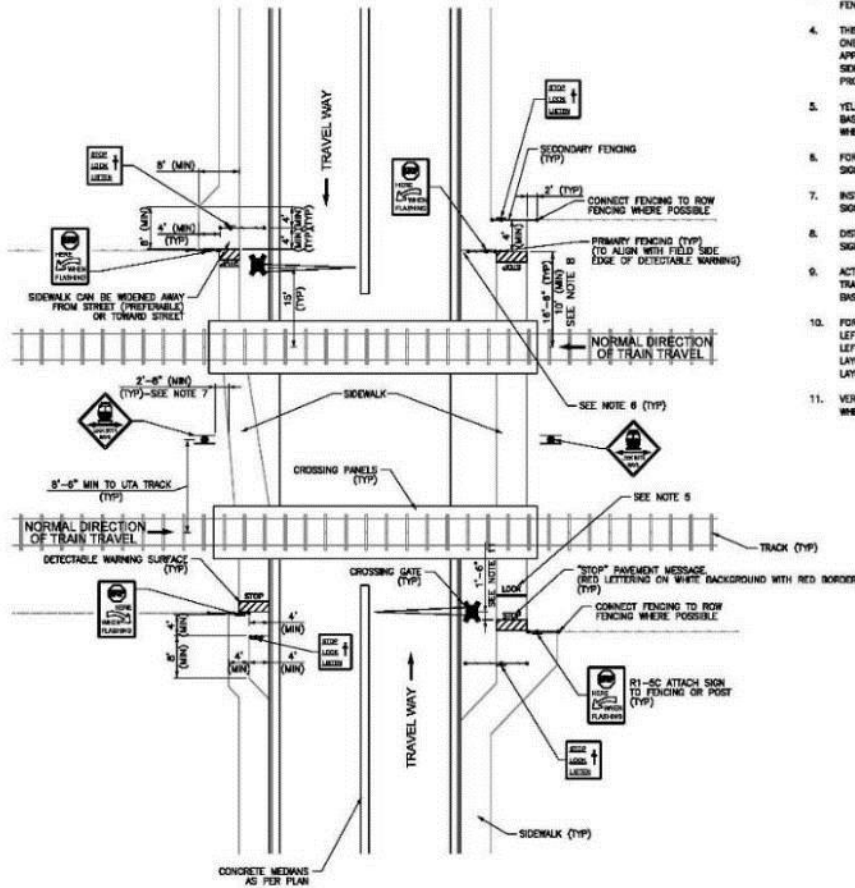
# Engineer

- Pedestrian Sidewalk Crossing (SC) treatments
- Eliminating “straight-thru” access
- New Platform Tactile and Yellow lines
- “Look Both Ways” signs
- Additional Gates
- Cameras on Trains, Platforms, Xings
- Bike crossings and signs
- Blinking Blankout signs
- Design Safety Reviews / SSWG
- Construction Safety





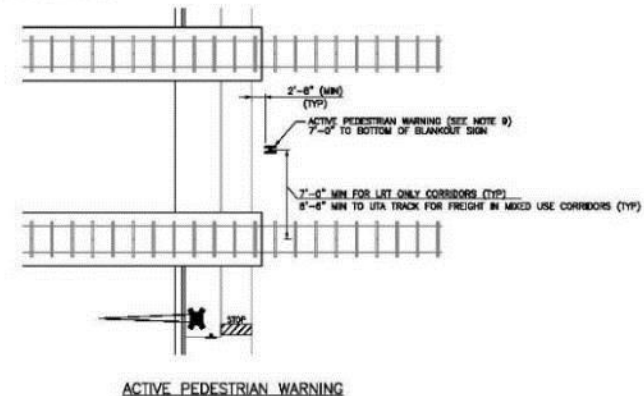
# UTA Pedestrian Grade Crossing Design



TYPICAL CROSSING

NOTES

- "STOP HERE WHEN FLASHING" SIGN TO BE INSTALLED ADJACENT TO DETECTABLE WARNING SURFACE (DWS). SIGN TO BE AFFIXED TO PRIMARY FENCING OR POST-MOUNTED WHEN FENCING NOT USED.
- "STOP" PAVEMENT MESSAGE TO BE INSTALLED ADJACENT TO, AND ON THE TRACK SIDE OF, DETECTABLE WARNING SURFACE.
- FENCING SHALL BE 42" BLACK VINYL-COATED CHAIN LINK FENCE, 2" GRID. INSTALL 2" REFLECTIVE STRIPPING ON EACH SIDE OF ALL FENCE POSTS INSTALLED NEXT TO, OR WITHIN, THE SIDEWALK.
- THIS STANDARD TO BE APPLIED TO CROSSINGS WHERE SIDEWALK IS CONTINUOUS THROUGH GRADE CROSSING OVER TRACKS. APPLY ONE OF THE FOUR QUADRANT APPLICATIONS SHOWN IN FIGURE. APPLICATION TO BE CHOSEN BASED ON CONFIGURATION OF APPROACHING SIDEWALK, WIDTH OF CROSSING, GATE LOCATIONS, AND ADJACENT ROW FENCING. WHERE THERE IS CONTINUOUS SIDEWALK ON ONLY ONE SIDE OF THE ROADWAY, THE MUTCO R9-3 SIGN SHALL BE INSTALLED ON THE NON-SIDEWALK SIDE TO PROHIBIT PEDESTRIAN CROSSING. ALSO SEE NOTE 10.
- YELLOW STRIPE AND "LOOK" PAVEMENT MESSAGE (YELLOW LETTERING ON WHITE BACKGROUND) TO BE INSTALLED IN ANY QUADRANT BASED ON ENGINEERING JUDGEMENT WHEN ADDITIONAL AWARENESS IS NEEDED DUE TO TRACK SKEW, LIMITED SIGHT DISTANCE, OR WHERE OTHER LOCATION-SPECIFIC CONDITION EXISTS.
- FOR SIGNS/FENCING INSTALLED ADJACENT TO ROADWAY, PROVIDE 1.5' MINIMUM CLEARANCE BETWEEN FACE OF CURB AND EDGE OF SIGN/FENCE.
- INSTALL POST-MOUNTED SIGNS WITH MINIMUM 2'-6" HORIZONTAL CLEARANCE AND 4" VERTICAL CLEARANCE. INSTALL FENCE-MOUNTED SIGNS WITH TOP OF SIGN AT TOP OF FENCE.
- DISTANCE OF DWS FROM TRACK CENTERLINE TO BE BASED UPON ENGINEERING JUDGEMENT AND TO PROVIDE MAXIMUM PRACTICABLE SIGHT DISTANCE OF ONCOMING TRAINS.
- ACTIVE PEDESTRIAN WARNING SHALL BE INSTALLED ON DESIGNATED SCHOOL ROUTES AND WHERE SIGHT DISTANCE UP AND DOWN TRACKWAY IS LIMITED OR SEVERE (AS DETERMINED IN UTA DESIGN CRITERIA). LOCATION OF ACTIVE PEDESTRIAN WARNING TO BE LOCATED BASED ON SIGHT SPECIFIC CONDITIONS TO MAXIMIZE VISIBILITY. "LOOK BOTH WAYS" SIGNS MAY BE MOUNTED ON SAME POLE.
- FOR LIGHT RAIL DOUBLE TRACK CORRIDORS THE PREFERRED LAYOUT IS TO HAVE THE PEDESTRIAN WALKING/TURNING RIGHT THEN LEFT SO THAT THEIR FIRST LOOK IS TO THE RIGHT FOR TRAINS APPROACHING ON THE FAR TRACK AND THEIR LAST LOOK IS TO THE LEFT FOR TRAINS APPROACHING ON THE NEAR TRACK PRIOR TO CROSSING THE TRACKS. IF IS ACCEPTABLE TO USE ALTERNATE LAYOUTS AS SHOWN IF THE SIDEWALK ARRANGEMENT OR RIGHT-OF-WAY WIDTH IS NOT SUFFICIENT TO ACCOMMODATE THE PREFERRED LAYOUT.
- VERIFY THAT GATE COUNTERWEIGHT IS 8" IN FRONT OF DWS. ADJUST 1'-6" DIMENSION ACCORDINGLY TO PROVIDE 6" CLEARANCE WHEN GATE IS IN DOWN POSITION.



ACTIVE PEDESTRIAN WARNING

GENERAL GUIDELINES FOR AT-GRADE  
PEDESTRIAN SIDEWALK CROSSING  
SAFETY TREATMENTS (LIGHT RAIL)  
JULY 17, 2012



# Pedestrian Crossing Treatments




- Fencing, Tactile
- Markings, Signs
- LBW Flashing



# Educate

- Safety Ambassador Blitzes
- “Train for Safety” Media Program
  - Train Wraps, TV, Billboard, Radio, Social media
- SL Tribune / Salt Lake Magazine Safety Articles
- Schools, Scouts, City Councils, COG Presentations
- Driver License Manual Update
- Operation Lifesaver Coordination
- Safety Management System (SMS)



# Enforce + Encourage

- UTA Ordinances and State Statutes
- Joint enforcement with local police
- Safety Ambassador Blitzes
- Police in Hi-Visibility Uniforms
- Plain Clothes duty
- Public Safety (OLI) Class – UTA Police
- TSA Gold Standard Award





# Questions

Sheldon Shaw  
Manager of Safety  
sshaw@rideuta.com  
(801) 741-8861

