

General Information

Urbanized Area (UZA) Statistics - 2010 Census		Service Consumption	
Coeur d'Alene, ID		Annual Unlinked Trips	
Square Miles	47		224,538
Population	98,378		
Population Ranking out of 465 UZAs	304		
Other UZAs Served			

Service Area Statistics		Service Supplied	
Square Miles	38	Annual Vehicle Revenue Miles	362,198
Population	78,696	Annual Vehicle Revenue Hours	23,952
		Vehicles Operated in Maximum Service	13

Financial Information

Fare Revenues Earned		\$0
Sources of Operating Funds Expended		
Fare Revenues	(0%)	\$0
Local Funds	(54%)	\$1,179,185
State Funds	(0%)	\$0
Federal Assistance	(46%)	\$992,997
Other Funds	(0%)	\$0
Total Operating Funds Expended		\$2,172,182
Sources of Capital Funds Expended		
Local Funds	(0%)	\$0
State Funds	(0%)	\$0
Federal Assistance	(0%)	\$0
Other Funds	(0%)	\$0
Total Capital Funds Expended		\$0

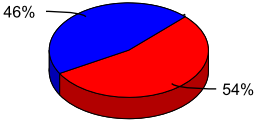
Summary Operating Expenses

Total Operating Expenses	\$2,172,182
--------------------------	-------------

Vehicles Operated in Maximum Service and Uses of Capital Funds

Mode	Directly Operated	Purchased ¹ Transportation	Total
Bus	0	2	\$0
Demand Response	0	11	\$0
Total	0	13	\$0

Sources of Operating Funds Expended



Modal Characteristics

Mode	Operating Expenses ¹	Fare Revenues ¹	Uses of Capital Funds	Annual Vehicle Revenue Miles	Annual Unlinked Trips	Annual Vehicle Revenue Hours	Average Fleet Age in Years	Vehicles Operated in Maximum Service
Bus	\$1,099,867	\$0	\$0	168,397	186,122	10,047	4.2	2
Demand Response	\$1,072,315	\$0	\$0	193,801	38,416	13,905	4.5	11

Performance Measures

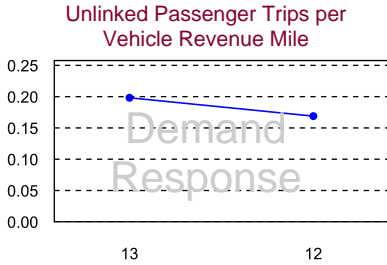
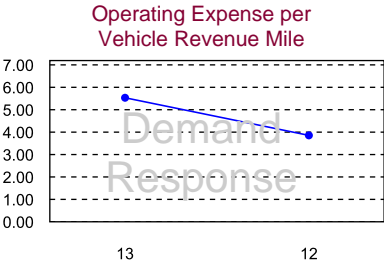
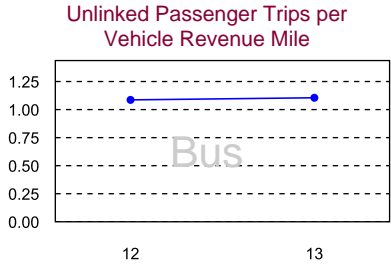
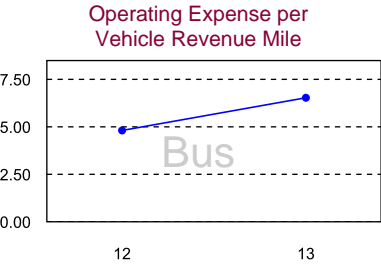
Mode	Service Efficiency	
	Operating Expense per Vehicle Revenue Mile	Operating Expense per Vehicle Revenue Hour
Bus	\$6.53	\$109.47
Demand Response	\$5.53	\$77.12

Service Effectiveness

Operating Expense per Unlinked Passenger Trip
\$5.91
\$27.91

Service Effectiveness

Unlinked Passenger Trips per Vehicle Revenue Mile	Unlinked Passenger Trips per Vehicle Revenue Hour
1.11	18.53
0.20	2.76



¹ Excludes data for purchased transportation reported separately