

### City of Bangor - BAT Community Connector (BAT)

#### General Information

##### Urbanized Area (UZA) Statistics - 2010 Census

Bangor, ME	
Square Miles	43
Population	61,210
Population Ranking out of 465 UZAs	441
Other UZAs Served	

##### Service Area Statistics

Square Miles	29
Population	55,500

##### Service Consumption

Annual Unlinked Trips	1,016,068
-----------------------	-----------

##### Service Supplied

Annual Vehicle Revenue Miles	614,440
Annual Vehicle Revenue Hours	48,279
Vehicles Operated in Maximum Service	15

#### Financial Information

Fare Revenues Earned		\$852,377
Sources of Operating Funds Expended		
Fare Revenues	(35%)	\$852,377
Local Funds	(28%)	\$688,385
State Funds	(2%)	\$46,274
Federal Assistance	(31%)	\$747,723
Other Funds	(4%)	\$87,418
<b>Total Operating Funds Expended</b>		<b>\$2,422,177</b>
Sources of Capital Funds Expended		
Local Funds	(0%)	\$0
State Funds	(0%)	\$0
Federal Assistance	(0%)	\$0
Other Funds	(0%)	\$0
<b>Total Capital Funds Expended</b>		<b>\$0</b>

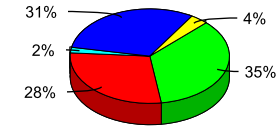
#### Summary Operating Expenses

Total Operating Expenses	\$2,422,177
--------------------------	-------------

#### Vehicles Operated in Maximum Service and Uses of Capital Funds

Mode	Directly Operated	Purchased <sup>1</sup> Transportation	Total
Bus	15	0	\$0
<b>Total</b>	<b>15</b>	<b>0</b>	<b>\$0</b>

#### Sources of Operating Funds Expended

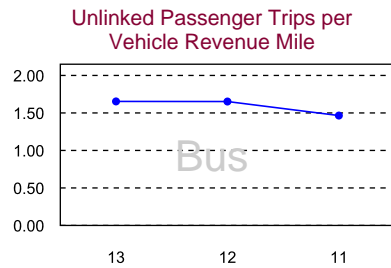
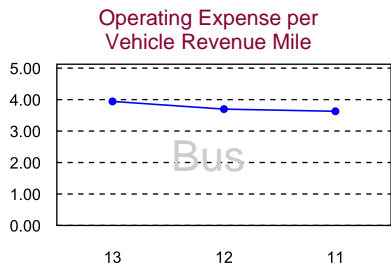


#### Modal Characteristics

Mode	Operating Expenses <sup>1</sup>	Fare Revenues <sup>1</sup>	Uses of Capital Funds	Annual Vehicle Revenue Miles	Annual Unlinked Trips	Annual Vehicle Revenue Hours	Average Fleet Age in Years	Vehicles Operated in Maximum Service
Bus	\$2,422,177	\$852,377	\$0	614,440	1,016,068	48,279	8.6	15

#### Performance Measures

Mode	Service Efficiency		Service Effectiveness		Service Effectiveness	
	Operating Expense per Vehicle Revenue Mile	Operating Expense per Vehicle Revenue Hour	Operating Expense per Unlinked Passenger Trip	Unlinked Passenger Trips per Vehicle Revenue Mile	Unlinked Passenger Trips per Vehicle Revenue Hour	
Bus	\$3.94	\$50.17	\$2.38	1.65	21.05	



<sup>1</sup> Excludes data for purchased transportation reported separately