

York County Community Action Corporation (YCCAC)

General Information

Urbanized Area (UZA) Statistics - 2010 Census

Portsmouth, NH-ME	
Square Miles	93
Population	88,200
Population Ranking out of 465 UZAs	329
Other UZAs Served	177,331

Service Area Statistics

Square Miles	90
Population	95,000

Service Consumption

Annual Unlinked Trips	293,816
-----------------------	---------

Service Supplied

Annual Vehicle Revenue Miles	655,214
Annual Vehicle Revenue Hours	69,360
Vehicles Operated in Maximum Service	30

Financial Information

Fare Revenues Earned	\$72,346
Sources of Operating Funds Expended	
Fare Revenues (1%)	\$72,346
Local Funds (16%)	\$877,319
State Funds (9%)	\$510,565
Federal Assistance (74%)	\$4,128,410
Other Funds (0%)	\$0
Total Operating Funds Expended	\$5,588,640
Sources of Capital Funds Expended	
Local Funds (0%)	\$0
State Funds (0%)	\$0
Federal Assistance (0%)	\$0
Other Funds (0%)	\$0
Total Capital Funds Expended	\$0

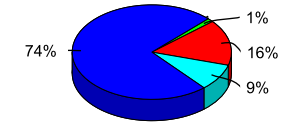
Summary Operating Expenses

Total Operating Expenses	\$5,588,640
---------------------------------	--------------------

Vehicles Operated in Maximum Service and Uses of Capital Funds

Mode	Directly Operated	Purchased ¹ Transportation	Total
Demand Response	30	0	\$0
Total	30	0	\$0

Sources of Operating Funds Expended



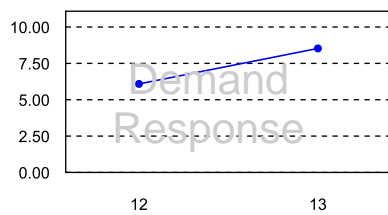
Modal Characteristics

Mode	Operating Expenses ¹	Fare Revenues ¹	Uses of Capital Funds	Annual Vehicle Revenue Miles	Annual Unlinked Trips	Annual Vehicle Revenue Hours	Average Fleet Age in Years	Vehicles Operated in Maximum Service
Demand Response	\$5,588,640	\$72,346	\$0	655,214	293,816	69,360	5.5	30

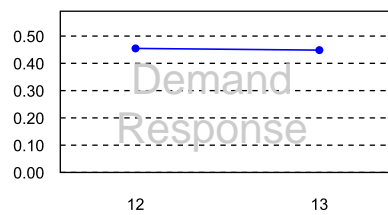
Performance Measures

Mode	Service Efficiency		Service Effectiveness		Service Effectiveness	
	Operating Expense per Vehicle Revenue Mile	Operating Expense per Vehicle Revenue Hour	Operating Expense per Unlinked Passenger Trip	Unlinked Passenger Trips per Vehicle Revenue Mile	Unlinked Passenger Trips per Vehicle Revenue Hour	
Demand Response	\$8.53	\$80.57	\$19.02	0.45	4.24	

Operating Expense per Vehicle Revenue Mile



Unlinked Passenger Trips per Vehicle Revenue Mile



¹ Excludes data for purchased transportation reported separately