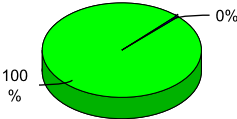


General Information				Financial Information				Summary Operating Expenses	
Urbanized Area (UZA) Statistics - 2010 Census				Fare Revenues Earned				Total Operating Expenses	
Portsmouth, NH-ME				Sources of Operating Funds Expended				\$9,898,796	
Square Miles	93	Annual Unlinked Trips	640,446	Fare Revenues	(100%)	\$9,854,932			
Population	88,200			Local Funds	(0%)	\$0			
Population Ranking out of 465 UZAs	329			State Funds	(0%)	\$0			
Other UZAs Served	1, 10, 331			Federal Assistance	(0%)	\$43,864			
				Other Funds	(0%)	\$0			
				Total Operating Funds Expended		\$9,898,796			
Service Area Statistics				Sources of Capital Funds Expended					
Square Miles	2,449	Service Supplied		Local Funds	(0%)	\$0			
Population	536,001	Annual Vehicle Revenue Miles	2,227,551	State Funds	(0%)	\$0			
		Annual Vehicle Revenue Hours	67,901	Federal Assistance	(0%)	\$0			
		Vehicles Operated in Maximum Service	23	Other Funds	(100%)	\$506,310			
				Total Capital Funds Expended		\$506,310			

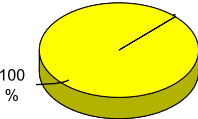
Vehicles Operated in Maximum Service and Uses of Capital Funds

Mode	Directly Operated	Purchased <sup>1</sup> Transportation	Total
Commuter Bus	23	0	\$506,310
Total	23	0	\$506,310

Sources of Operating Funds Expended



Sources of Capital Funds Expended



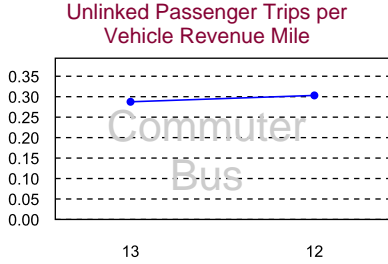
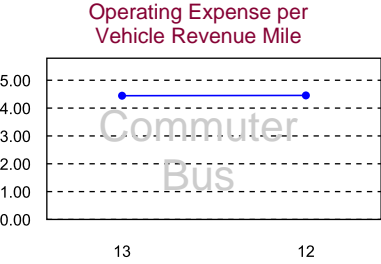
Modal Characteristics

Mode	Operating Expenses <sup>1</sup>	Fare Revenues <sup>1</sup>	Uses of Capital Funds	Annual Vehicle Revenue Miles	Annual Unlinked Trips	Annual Vehicle Revenue Hours	Average Fleet Age in Years	Vehicles Operated in Maximum Service
Commuter Bus	\$9,898,796	\$9,854,932	\$506,310	2,227,551	640,446	67,901	6.7	23

Performance Measures

Service Efficiency		Service Effectiveness	
Mode	Operating Expense per Vehicle Revenue Mile	Operating Expense per Vehicle Revenue Hour	Operating Expense per Unlinked Passenger Trip
Commuter Bus	\$4.44	\$145.78	\$15.46

Service Effectiveness	
Unlinked Passenger Trips per Vehicle Revenue Mile	Unlinked Passenger Trips per Vehicle Revenue Hour
0.29	9.43



1 Excludes data for purchased transportation reported separately