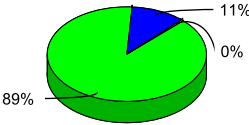


General Information				Financial Information				Summary Operating Expenses	
Urbanized Area (UZA) Statistics - 2010 Census				Fare Revenues Earned				Total Operating Expenses	
Boston, MA-NH-RI				Sources of Operating Funds Expended				\$6,289,875	
Square Miles	1,873	Annual Unlinked Trips	559,114	Fare Revenues	(89%)	\$5,570,922			
Population	4,181,019			Local Funds	(0%)	\$0			
Population Ranking out of 465 UZAs	10			State Funds	(0%)	\$0			
Other UZAs Served				Federal Assistance	(11%)	\$694,419			
				Other Funds	(0%)	\$24,534			
				Total Operating Funds Expended		\$6,289,875			
Service Area Statistics				Sources of Capital Funds Expended					
Square Miles	502	Service Supplied		Local Funds	(0%)	\$0			
Population	460,516	Annual Vehicle Revenue Miles	1,226,869	State Funds	(2%)	\$2,282			
		Annual Vehicle Revenue Hours	35,674	Federal Assistance	(98%)	\$110,654			
		Vehicles Operated in Maximum Service	22	Other Funds	(0%)	\$0			
				Total Capital Funds Expended		\$112,936			

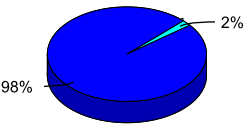
Vehicles Operated in Maximum Service and Uses of Capital Funds

Mode	Directly Operated	Purchased <sup>1</sup> Transportation	Total
Commuter Bus	22	0	\$112,936
Total	22	0	\$112,936

Sources of Operating Funds Expended



Sources of Capital Funds Expended



Modal Characteristics

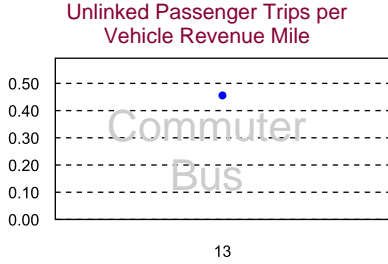
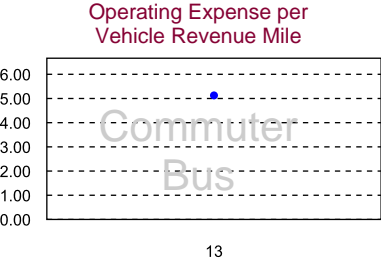
Mode	Operating Expenses <sup>1</sup>	Fare Revenues <sup>1</sup>	Uses of Capital Funds	Annual Vehicle Revenue Miles	Annual Unlinked Trips	Annual Vehicle Revenue Hours	Average Fleet Age in Years	Vehicles Operated in Maximum Service
Commuter Bus	\$6,289,875	\$5,570,922	\$112,936	1,226,869	559,114	35,674	6.1	22

Performance Measures

Service Efficiency		Service Effectiveness	
Mode	Operating Expense per Vehicle Revenue Mile	Operating Expense per Vehicle Revenue Hour	Operating Expense per Unlinked Passenger Trip
Commuter Bus	\$5.13	\$176.32	\$11.25

Service Effectiveness

Unlinked Passenger Trips per Vehicle Revenue Mile	Unlinked Passenger Trips per Vehicle Revenue Hour
0.46	15.67



1 Excludes data for purchased transportation reported separately