

Town of Highlands Dial-A-Bus (None)

General Information

Urbanized Area (UZA) Statistics - 2010 Census

Poughkeepsie-Newburgh, NY-NJ	
Square Miles	327
Population	423,566
Population Ranking out of 465 UZAs	89
Other UZAs Served	

Service Area Statistics

Square Miles	36
Population	13,000

Service Consumption

Annual Unlinked Trips	3,342
-----------------------	-------

Service Supplied

Annual Vehicle Revenue Miles	9,495
Annual Vehicle Revenue Hours	1,784
Vehicles Operated in Maximum Service	1

Financial Information

Fare Revenues Earned	\$2,154
Sources of Operating Funds Expended	
Fare Revenues (2%)	\$2,154
Local Funds (82%)	\$77,828
State Funds (16%)	\$14,987
Federal Assistance (0%)	\$0
Other Funds (0%)	\$0
Total Operating Funds Expended	\$94,969
Sources of Capital Funds Expended	
Local Funds (0%)	\$0
State Funds (0%)	\$0
Federal Assistance (0%)	\$0
Other Funds (0%)	\$0
Total Capital Funds Expended	\$0

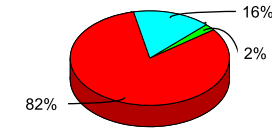
Summary Operating Expenses

Total Operating Expenses	\$94,969
--------------------------	----------

Vehicles Operated in Maximum Service and Uses of Capital Funds

Mode	Directly Operated	Purchased ¹ Transportation	Total
Demand Response	1	0	\$0
Total	1	0	\$0

Sources of Operating Funds Expended



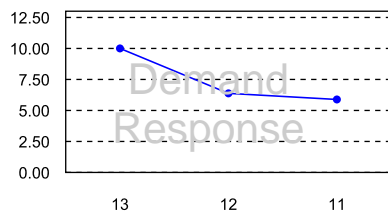
Modal Characteristics

Mode	Operating Expenses ¹	Fare Revenues ¹	Uses of Capital Funds	Annual Vehicle Revenue Miles	Annual Unlinked Trips	Annual Vehicle Revenue Hours	Average Fleet Age in Years	Vehicles Operated in Maximum Service
Demand Response	\$94,969	\$2,154	\$0	9,495	3,342	1,784	1.0	1

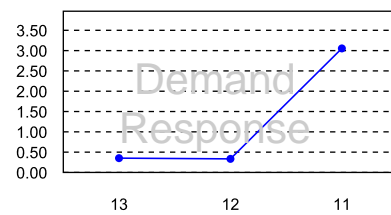
Performance Measures

Mode	Service Efficiency		Service Effectiveness		Service Effectiveness	
	Operating Expense per Vehicle Revenue Mile	Operating Expense per Vehicle Revenue Hour	Operating Expense per Unlinked Passenger Trip	Unlinked Passenger Trips per Vehicle Revenue Mile	Unlinked Passenger Trips per Vehicle Revenue Hour	
Demand Response	\$10.00	\$53.23	\$28.42	0.35	1.87	

Operating Expense per Vehicle Revenue Mile



Unlinked Passenger Trips per Vehicle Revenue Mile



¹ Excludes data for purchased transportation reported separately