

General Information

Urbanized Area (UZA) Statistics - 2010 Census

New York-Newark, NY-NJ-CT	
Square Miles	3,450
Population	18,351,295
Population Ranking out of 465 UZAs	1
Other UZAs Served	

Service Area Statistics

Square Miles	482
Population	494,976

Service Consumption

Annual Unlinked Trips	55,622
-----------------------	--------

Service Supplied

Annual Vehicle Revenue Miles	380,466
Annual Vehicle Revenue Hours	28,275
Vehicles Operated in Maximum Service	25

Financial Information

Fare Revenues Earned		\$0
Sources of Operating Funds Expended		
Fare Revenues	(0%)	\$0
Local Funds	(0%)	\$0
State Funds	(82%)	\$1,472,735
Federal Assistance	(18%)	\$332,639
Other Funds	(0%)	\$0
<b>Total Operating Funds Expended</b>		<b>\$1,805,374</b>
Sources of Capital Funds Expended		
Local Funds	(0%)	\$0
State Funds	(0%)	\$0
Federal Assistance	(0%)	\$0
Other Funds	(0%)	\$0
<b>Total Capital Funds Expended</b>		<b>\$0</b>

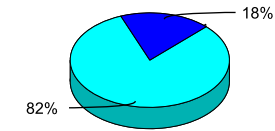
Summary Operating Expenses

Total Operating Expenses	\$1,805,374
--------------------------	-------------

Vehicles Operated in Maximum Service and Uses of Capital Funds

Mode	Directly Operated	Purchased <sup>1</sup> Transportation	Total
Demand Response	25	0	\$0
<b>Total</b>	<b>25</b>	<b>0</b>	<b>\$0</b>

Sources of Operating Funds Expended



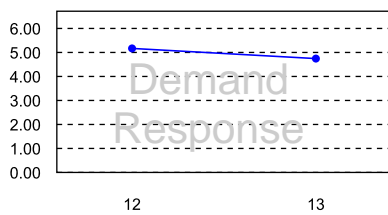
Modal Characteristics

Mode	Operating Expenses <sup>1</sup>	Fare Revenues <sup>1</sup>	Uses of Capital Funds	Annual Vehicle Revenue Miles	Annual Unlinked Trips	Annual Vehicle Revenue Hours	Average Fleet Age in Years	Vehicles Operated in Maximum Service
Demand Response	\$1,805,374	\$0	\$0	380,466	55,622	28,275	6.5	25

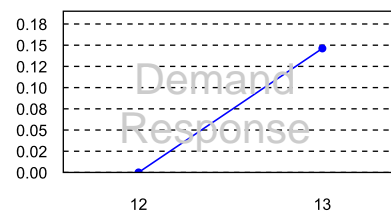
Performance Measures

Mode	Service Efficiency		Service Effectiveness		Service Effectiveness	
	Operating Expense per Vehicle Revenue Mile	Operating Expense per Vehicle Revenue Hour	Operating Expense per Unlinked Passenger Trip	Unlinked Passenger Trips per Vehicle Revenue Mile	Unlinked Passenger Trips per Vehicle Revenue Hour	
Demand Response	\$4.75	\$63.85	\$32.46	0.15	1.97	

Operating Expense per Vehicle Revenue Mile



Unlinked Passenger Trips per Vehicle Revenue Mile



<sup>1</sup> Excludes data for purchased transportation reported separately