

## York County Transportation Authority (rabbittransit)

### General Information

**Urbanized Area (UZA) Statistics - 2010 Census**

York, PA	
Square Miles	132
Population	232,045
Population Ranking out of 465 UZAs	158
Other UZAs Served	19, 86, 91, 416

**Service Consumption**

Annual Passenger Miles	13,621,794
Annual Unlinked Trips	2,015,879
Average Weekday Unlinked Trips <sup>2</sup>	6,958
Average Saturday Unlinked Trips <sup>2</sup>	2,993
Average Sunday Unlinked Trips <sup>2</sup>	1,487

**Service Area Statistics**

Square Miles	911
Population	381,751

**Service Supplied**

Annual Vehicle Revenue Miles	4,025,449
Annual Vehicle Revenue Hours	254,354
Vehicles Operated in Maximum Service	152
Vehicles Available for Maximum Service	182
Base Period Requirement	24

### Financial Information

**Fare Revenues Earned** \$6,930,779

**Sources of Operating Funds Expended**

Fare Revenues	(43%)	\$6,793,750
Local Funds	(2%)	\$379,292
State Funds	(31%)	\$4,872,076
Federal Assistance	(23%)	\$3,604,016
Other Funds	(0%)	\$49,176
<b>Total Operating Funds Expended</b>		<b>\$15,698,310</b>

**Sources of Capital Funds Expended**

Local Funds	(1%)	\$69,565
State Funds	(26%)	\$1,635,690
Federal Assistance	(73%)	\$4,529,525
Other Funds	(0%)	\$0
<b>Total Capital Funds Expended</b>		<b>\$6,234,780</b>

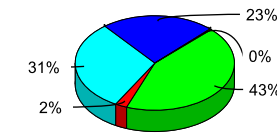
### Summary Operating Expenses

Salary, Wages, Benefits	\$9,877,605
Materials and Supplies	\$2,977,120
Purchased Transportation	\$1,102,141
Other Operating Expenses	\$1,741,444
<b>Total Operating Expenses</b>	<b>\$15,698,310</b>

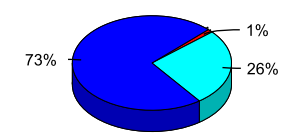
### Vehicles Operated in Maximum Service and Uses of Capital Funds

Mode	Directly Operated	Purchased Transportation <sup>1</sup>	Revenue Vehicles	Systems and Guideways	Facilities and Stations	Other	Total
Bus	42	0	\$1,955,465	\$924,550	\$223,648	\$225,795	\$3,329,458
Demand Response	59	28	\$878,137	\$84,504	\$252,819	\$165,370	\$1,380,830
Commuter Bus	9	7	\$1,389,136	\$20,466	\$0	\$114,890	\$1,524,492
Demand Response - Taxi	0	7	\$0	\$0	\$0	\$0	\$0
<b>Total</b>	<b>110</b>	<b>42</b>	<b>\$4,222,738</b>	<b>\$1,029,520</b>	<b>\$476,467</b>	<b>\$506,055</b>	<b>\$6,234,780</b>

### Sources of Operating Funds Expended



### Sources of Capital Funds Expended



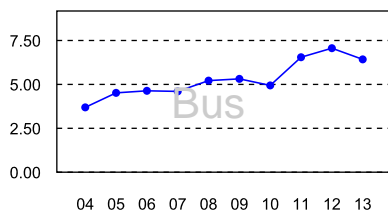
### Modal Characteristics

Mode	Operating Expenses <sup>1</sup>	Fare Revenues <sup>1</sup>	Uses of Capital Funds	Annual Passenger Miles	Annual Vehicle Revenue Miles	Annual Unlinked Trips	Annual Vehicle Revenue Hours	Fixed Guideway Directional Route Miles	Vehicles Available for Maximum Service	Average Fleet Age in Years	Vehicles Operated in Maximum Service	Peak to Base Ratio	Percent Spares
Bus	\$8,321,475	\$1,467,270	\$3,329,458	5,529,872	1,295,207	1,607,521	109,192	N/A	44	8.1	42	1.50	5%
Demand Response	\$5,672,074	\$5,083,219	\$1,380,830	3,777,260	2,258,253	285,049	127,077	N/A	109	4.3	87	N/A	25%
Commuter Bus	\$1,535,050	\$372,471	\$1,524,492	4,200,064	426,005	110,519	15,883	N/A	22	7.0	16	N/A	38%
Demand Response - Taxi	\$169,711	\$7,819	\$0	114,598	45,984	12,790	2,202	N/A	7	N/A	7	N/A	0%

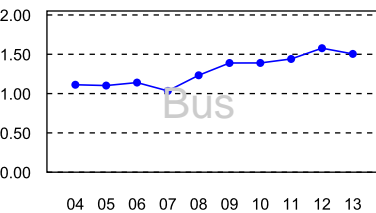
### Performance Measures

Mode	Service Efficiency		Service Effectiveness		Service Effectiveness	
	Operating Expense per Vehicle Revenue Mile	Operating Expense per Vehicle Revenue Hour	Operating Expense per Passenger Mile	Operating Expense per Unlinked Passenger Trip	Unlinked Passenger Trips per Vehicle Revenue Mile	Unlinked Passenger Trips per Vehicle Revenue Hour
Bus	\$6.42	\$76.21	\$1.50	\$5.18	1.24	14.72
Demand Response	\$2.51	\$44.63	\$1.50	\$19.90	0.13	2.24
Commuter Bus	\$3.60	\$96.65	\$0.37	\$13.89	0.26	6.96
Demand Response - Taxi	\$3.69	\$77.07	\$1.48	\$13.27	0.28	5.81

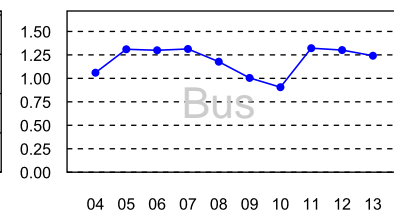
Operating Expense per Vehicle Revenue Mile



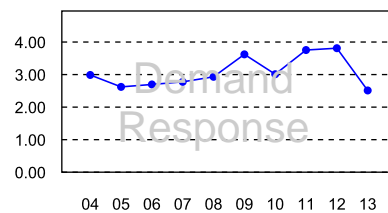
Operating Expenses per Passenger Mile



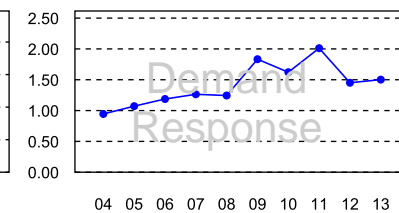
Unlinked Passenger Trips per Vehicle Revenue Mile



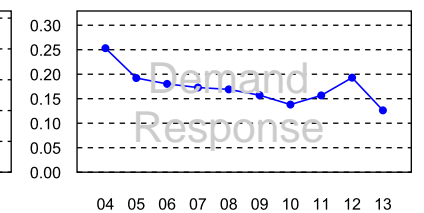
Operating Expense per Vehicle Revenue Mile



Operating Expenses per Passenger Mile



Unlinked Passenger Trips per Vehicle Revenue Mile



<sup>1</sup> Excludes data for purchased transportation reported separately

<sup>2</sup> Average UPT values not available for DT Demand Response Taxi