

### National Capital Region Transportation Planning Board (MWCOC/TPB)

#### General Information

##### Urbanized Area (UZA) Statistics - 2010 Census

Washington, DC-VA-MD	
Square Miles	1,322
Population	4,586,770
Population Ranking out of 465 UZAs	8
Other UZAs Served	

##### Service Area Statistics

Square Miles	1,322
Population	4,586,770

##### Service Consumption

Annual Unlinked Trips	11,981
-----------------------	--------

##### Service Supplied

Annual Vehicle Revenue Miles	60,193
Annual Vehicle Revenue Hours	1,523
Vehicles Operated in Maximum Service	6

#### Financial Information

Fare Revenues Earned		\$28,046
<b>Sources of Operating Funds Expended</b>		
Fare Revenues	(43%)	\$28,046
Local Funds	(0%)	\$0
State Funds	(45%)	\$29,631
Federal Assistance	(12%)	\$7,591
Other Funds	(0%)	\$0
<b>Total Operating Funds Expended</b>		<b>\$65,268</b>
<b>Sources of Capital Funds Expended</b>		
Local Funds	(0%)	\$0
State Funds	(0%)	\$0
Federal Assistance	(0%)	\$0
Other Funds	(0%)	\$0
<b>Total Capital Funds Expended</b>		<b>\$0</b>

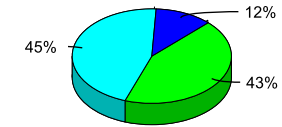
#### Summary Operating Expenses

Total Operating Expenses	\$65,268
--------------------------	----------

#### Vehicles Operated in Maximum Service and Uses of Capital Funds

Mode	Directly Operated	Purchased <sup>1</sup> Transportation	Total
Vanpool	0	6	\$0
<b>Total</b>	<b>0</b>	<b>6</b>	<b>\$0</b>

#### Sources of Operating Funds Expended

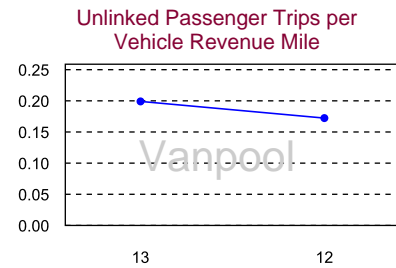
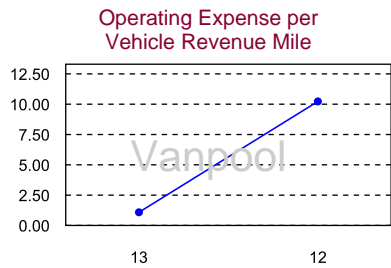


#### Modal Characteristics

Mode	Operating Expenses <sup>1</sup>	Fare Revenues <sup>1</sup>	Uses of Capital Funds	Annual Vehicle Revenue Miles	Annual Unlinked Trips	Annual Vehicle Revenue Hours	Average Fleet Age in Years	Vehicles Operated in Maximum Service
Vanpool	\$65,268	\$28,046	\$0	60,193	11,981	1,523	0.7	6

#### Performance Measures

Mode	Service Efficiency		Service Effectiveness	
	Operating Expense per Vehicle Revenue Mile	Operating Expense per Vehicle Revenue Hour	Operating Expense per Unlinked Passenger Trip	Unlinked Passenger Trips per Vehicle Revenue Mile
Vanpool	\$1.08	\$42.85	\$5.45	0.20



<sup>1</sup> Excludes data for purchased transportation reported separately