

Morgan County Area Transportation System (MCATS)

General Information

Urbanized Area (UZA) Statistics - 2010 Census

Decatur, AL	
Square Miles	58
Population	70,436
Population Ranking out of 465 UZAs	392
Other UZAs Served	

Service Area Statistics

Square Miles	574
Population	111,064

Service Consumption

Annual Unlinked Trips	153,291
-----------------------	---------

Service Supplied

Annual Vehicle Revenue Miles	520,845
Annual Vehicle Revenue Hours	45,570
Vehicles Operated in Maximum Service	30

Financial Information

Fare Revenues Earned		\$326,227
Sources of Operating Funds Expended		
Fare Revenues	(27%)	\$326,227
Local Funds	(35%)	\$425,285
State Funds	(0%)	\$0
Federal Assistance	(38%)	\$451,590
Other Funds	(0%)	\$0
Total Operating Funds Expended		\$1,203,102
Sources of Capital Funds Expended		
Local Funds	(18%)	\$92,496
State Funds	(0%)	\$0
Federal Assistance	(82%)	\$416,808
Other Funds	(0%)	\$0
Total Capital Funds Expended		\$509,304

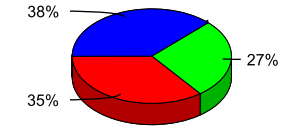
Summary Operating Expenses

Total Operating Expenses	\$1,203,102
--------------------------	-------------

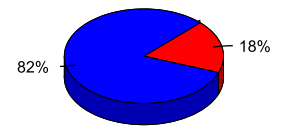
Vehicles Operated in Maximum Service and Uses of Capital Funds

Mode	Directly Operated	Purchased ¹ Transportation	Total
Demand Response	30	0	\$509,304
Total	30	0	\$509,304

Sources of Operating Funds Expended



Sources of Capital Funds Expended

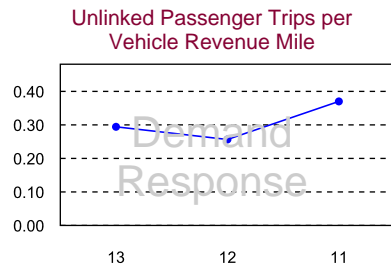
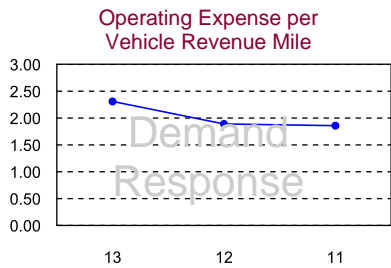


Modal Characteristics

Mode	Operating Expenses ¹	Fare Revenues ¹	Uses of Capital Funds	Annual Vehicle Revenue Miles	Annual Unlinked Trips	Annual Vehicle Revenue Hours	Average Fleet Age in Years	Vehicles Operated in Maximum Service
Demand Response	\$1,203,102	\$326,227	\$509,304	520,845	153,291	45,570	3.5	30

Performance Measures

Mode	Service Efficiency		Service Effectiveness		
	Operating Expense per Vehicle Revenue Mile	Operating Expense per Vehicle Revenue Hour	Operating Expense per Unlinked Passenger Trip	Unlinked Passenger Trips per Vehicle Revenue Mile	Unlinked Passenger Trips per Vehicle Revenue Hour
Demand Response	\$2.31	\$26.40	\$7.85	0.29	3.36



¹ Excludes data for purchased transportation reported separately