

General Information

Urbanized Area (UZA) Statistics - 2010 Census

San Juan, PR	
Square Miles	867
Population	2,148,346
Population Ranking out of 465 UZAs	21
Other UZAs Served	

Service Area Statistics

Square Miles	76
Population	381,931

Service Consumption

Annual Unlinked Trips	1,124,339
-----------------------	-----------

Service Supplied

Annual Vehicle Revenue Miles	159,516
Annual Vehicle Revenue Hours	26,063
Vehicles Operated in Maximum Service	29

Financial Information

Fare Revenues Earned		\$0
Sources of Operating Funds Expended		
Fare Revenues	(0%)	\$0
Local Funds	(99%)	\$2,282,694
State Funds	(0%)	\$0
Federal Assistance	(1%)	\$13,411
Other Funds	(0%)	\$0
<b>Total Operating Funds Expended</b>		<b>\$2,296,105</b>
Sources of Capital Funds Expended		
Local Funds	(99%)	\$442,925
State Funds	(0%)	\$0
Federal Assistance	(1%)	\$6,705
Other Funds	(0%)	\$0
<b>Total Capital Funds Expended</b>		<b>\$449,630</b>

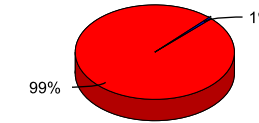
Summary Operating Expenses

Total Operating Expenses	\$2,296,105
--------------------------	-------------

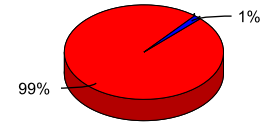
Vehicles Operated in Maximum Service and Uses of Capital Funds

Mode	Directly Operated	Purchased <sup>1</sup> Transportation	Total
Bus	29	0	\$449,630
<b>Total</b>	<b>29</b>	<b>0</b>	<b>\$449,630</b>

Sources of Operating Funds Expended



Sources of Capital Funds Expended



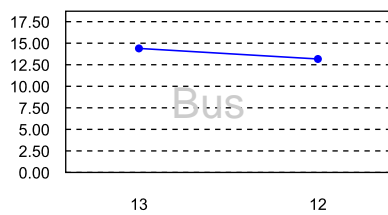
Modal Characteristics

Mode	Operating Expenses <sup>1</sup>	Fare Revenues <sup>1</sup>	Uses of Capital Funds	Annual Vehicle Revenue Miles	Annual Unlinked Trips	Annual Vehicle Revenue Hours	Average Fleet Age in Years	Vehicles Operated in Maximum Service
Bus	\$2,296,105	\$0	\$449,630	159,516	1,124,339	26,063	7.0	29

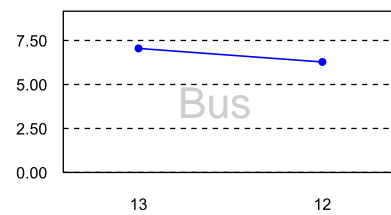
Performance Measures

Mode	Service Efficiency		Service Effectiveness	
	Operating Expense per Vehicle Revenue Mile	Operating Expense per Vehicle Revenue Hour	Operating Expense per Unlinked Passenger Trip	Unlinked Passenger Trips per Vehicle Revenue Mile
Bus	\$14.39	\$88.10	\$2.04	7.05
				43.14

Operating Expense per Vehicle Revenue Mile



Unlinked Passenger Trips per Vehicle Revenue Mile



<sup>1</sup> Excludes data for purchased transportation reported separately