

Municipality of Juncos (STJ)

ID Number: 4165
 P.O. Box 1706
 Juncos, PR 00777

Mayor: Mr. Alfredo Alejandro
 (787) -734-8651

General Information

Urbanized Area (UZA) Statistics - 2010 Census

San Juan, PR	
Square Miles	867
Population	2,148,346
Population Ranking out of 465 UZAs	21
Other UZAs Served	

Service Area Statistics

Square Miles	27
Population	37,000

Service Consumption

Annual Unlinked Trips	66,109
-----------------------	--------

Service Supplied

Annual Vehicle Revenue Miles	38,515
Annual Vehicle Revenue Hours	6,565
Vehicles Operated in Maximum Service	6

Financial Information

Fare Revenues Earned		\$0
Sources of Operating Funds Expended		
Fare Revenues	(0%)	\$0
Local Funds	(90%)	\$192,178
State Funds	(0%)	\$0
Federal Assistance	(10%)	\$20,386
Other Funds	(0%)	\$0
Total Operating Funds Expended		\$212,564
Sources of Capital Funds Expended		
Local Funds	(20%)	\$11,788
State Funds	(0%)	\$0
Federal Assistance	(80%)	\$47,152
Other Funds	(0%)	\$0
Total Capital Funds Expended		\$58,940

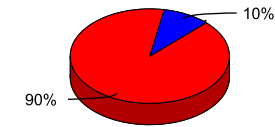
Summary Operating Expenses

Total Operating Expenses	\$212,564
--------------------------	-----------

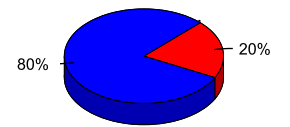
Vehicles Operated in Maximum Service and Uses of Capital Funds

Mode	Directly Operated	Purchased ¹ Transportation	Total
Bus	4	0	\$58,940
Demand Response	2	0	\$0
Total	6	0	\$58,940

Sources of Operating Funds Expended



Sources of Capital Funds Expended



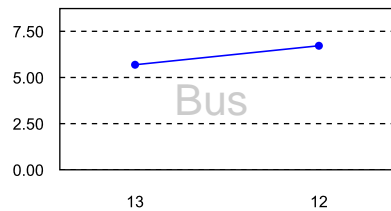
Modal Characteristics

Mode	Operating Expenses ¹	Fare Revenues ¹	Uses of Capital Funds	Annual Vehicle Revenue Miles	Annual Unlinked Trips	Annual Vehicle Revenue Hours	Average Fleet Age in Years	Vehicles Operated in Maximum Service
Bus	\$156,937	\$0	\$58,940	27,588	65,683	6,000	3.8	4
Demand Response	\$55,627	\$0	\$0	10,927	426	565	5.0	2

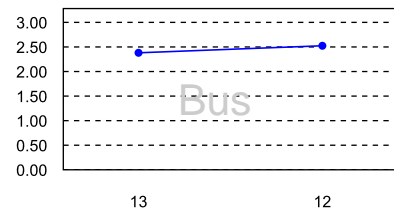
Performance Measures

Mode	Service Efficiency		Service Effectiveness	
	Operating Expense per Vehicle Revenue Mile	Operating Expense per Vehicle Revenue Hour	Operating Expense per Unlinked Passenger Trip	Unlinked Passenger Trips per Vehicle Revenue Mile
Bus	\$5.69	\$26.16	\$2.39	2.38
Demand Response	\$5.09	\$98.45	\$130.58	0.04

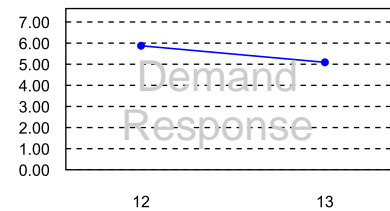
Operating Expense per Vehicle Revenue Mile



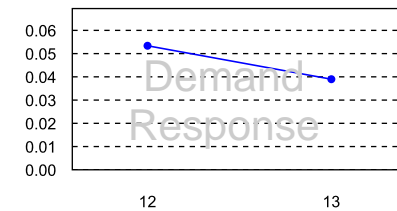
Unlinked Passenger Trips per Vehicle Revenue Mile



Operating Expense per Vehicle Revenue Mile



Unlinked Passenger Trips per Vehicle Revenue Mile



¹ Excludes data for purchased transportation reported separately