

Municipality of Toa Baja

General Information

Urbanized Area (UZA) Statistics - 2010 Census

San Juan, PR	
Square Miles	867
Population	2,148,346
Population Ranking out of 465 UZAs	21
Other UZAs Served	

Service Area Statistics

Square Miles	30
Population	75,000

Service Consumption

Annual Unlinked Trips	220,166
-----------------------	---------

Service Supplied

Annual Vehicle Revenue Miles	125,194
Annual Vehicle Revenue Hours	10,122
Vehicles Operated in Maximum Service	7

Financial Information

Fare Revenues Earned		\$0
Sources of Operating Funds Expended		
Fare Revenues	(0%)	\$0
Local Funds	(99%)	\$364,480
State Funds	(0%)	\$0
Federal Assistance	(1%)	\$3,000
Other Funds	(0%)	\$0
Total Operating Funds Expended		\$367,480
Sources of Capital Funds Expended		
Local Funds	(24%)	\$10,656
State Funds	(0%)	\$0
Federal Assistance	(76%)	\$34,264
Other Funds	(0%)	\$0
Total Capital Funds Expended		\$44,920

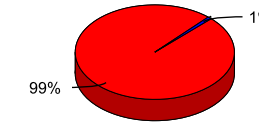
Summary Operating Expenses

Total Operating Expenses	\$367,480
--------------------------	-----------

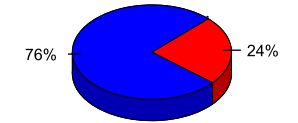
Vehicles Operated in Maximum Service and Uses of Capital Funds

Mode	Directly Operated	Purchased ¹ Transportation	Total
Bus	4	0	\$42,655
Demand Response	3	0	\$2,265
Total	7	0	\$44,920

Sources of Operating Funds Expended



Sources of Capital Funds Expended

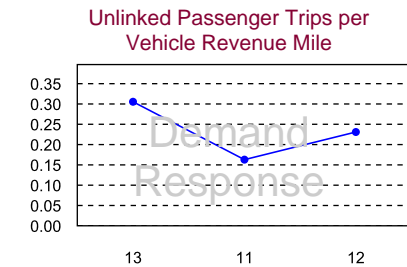
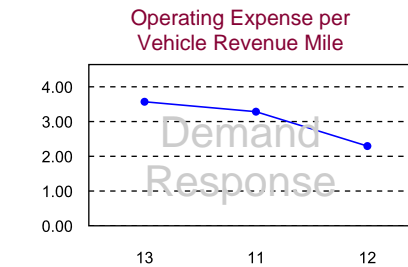
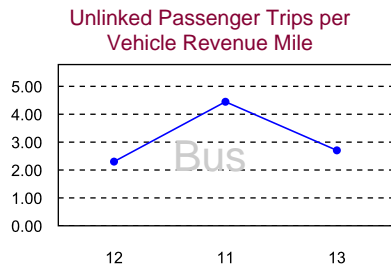
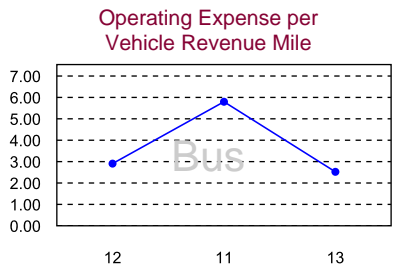


Modal Characteristics

Mode	Operating Expenses ¹	Fare Revenues ¹	Uses of Capital Funds	Annual Vehicle Revenue Miles	Annual Unlinked Trips	Annual Vehicle Revenue Hours	Average Fleet Age in Years	Vehicles Operated in Maximum Service
Bus	\$191,265	\$0	\$42,655	75,824	205,086	5,910	2.8	4
Demand Response	\$176,215	\$0	\$2,265	49,370	15,080	4,212	5.0	3

Performance Measures

Mode	Service Efficiency		Service Effectiveness	
	Operating Expense per Vehicle Revenue Mile	Operating Expense per Vehicle Revenue Hour	Operating Expense per Unlinked Passenger Trip	Unlinked Passenger Trips per Vehicle Revenue Mile
Bus	\$2.52	\$32.36	\$0.93	2.70
Demand Response	\$3.57	\$41.84	\$11.69	0.31



¹ Excludes data for purchased transportation reported separately