

Virgin Islands Department of Public Works (VIDPW)

General Information

Urbanized Area (UZA) Statistics - 2010 Census

Virgin Islands, VI	
Square Miles	134
Population	106,405
Population Ranking out of 465 UZAs	null
Other UZAs Served	

Service Area Statistics

Square Miles	132
Population	106,405

Service Consumption

Annual Unlinked Trips	217,051
-----------------------	---------

Service Supplied

Annual Vehicle Revenue Miles	471,386
Annual Vehicle Revenue Hours	49,053
Vehicles Operated in Maximum Service	29

Financial Information

Fare Revenues Earned		\$0
Sources of Operating Funds Expended		
Fare Revenues	(0%)	\$0
Local Funds	(100%)	\$4,799,200
State Funds	(0%)	\$0
Federal Assistance	(0%)	\$0
Other Funds	(0%)	\$0
Total Operating Funds Expended		\$4,799,200
Sources of Capital Funds Expended		
Local Funds	(0%)	\$0
State Funds	(0%)	\$0
Federal Assistance	(0%)	\$0
Other Funds	(0%)	\$0
Total Capital Funds Expended		\$0

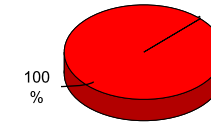
Summary Operating Expenses

Total Operating Expenses	\$4,799,200
--------------------------	-------------

Vehicles Operated in Maximum Service and Uses of Capital Funds

Mode	Directly Operated	Purchased ¹ Transportation	Total
Bus	11	0	\$0
Demand Response	18	0	\$0
Total	29	0	\$0

Sources of Operating Funds Expended

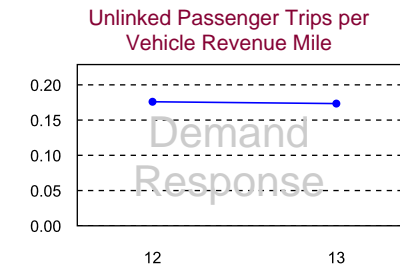
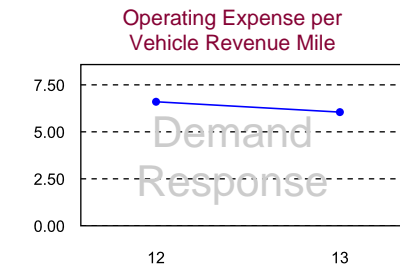
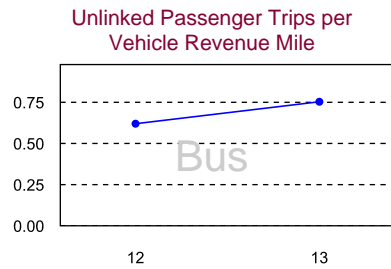
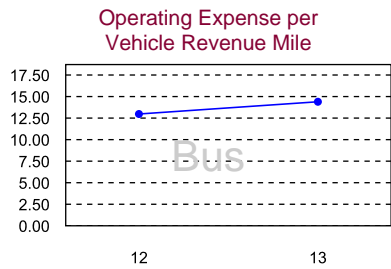


Modal Characteristics

Mode	Operating Expenses ¹	Fare Revenues ¹	Uses of Capital Funds	Annual Vehicle Revenue Miles	Annual Unlinked Trips	Annual Vehicle Revenue Hours	Average Fleet Age in Years	Vehicles Operated in Maximum Service
Bus	\$3,359,440	\$0	\$0	233,378	175,770	24,110	7.9	11
Demand Response	\$1,439,760	\$0	\$0	238,008	41,281	24,943	4.2	18

Performance Measures

Mode	Service Efficiency		Service Effectiveness	
	Operating Expense per Vehicle Revenue Mile	Operating Expense per Vehicle Revenue Hour	Operating Expense per Unlinked Passenger Trip	Unlinked Passenger Trips per Vehicle Revenue Mile
Bus	\$14.39	\$139.34	\$19.11	0.75
Demand Response	\$6.05	\$57.72	\$34.88	1.66



¹ Excludes data for purchased transportation reported separately