

Municipality of Mayaguez (MAYAGUEZ MUN)

General Information

Urbanized Area (UZA) Statistics - 2010 Census

Mayagüez, PR	
Square Miles	54
Population	109,572
Population Ranking out of 465 UZAs	284
Other UZAs Served	

Service Area Statistics

Square Miles	11
Population	40,715

Service Consumption

Annual Unlinked Trips	174,800
-----------------------	---------

Service Supplied

Annual Vehicle Revenue Miles	131,500
Annual Vehicle Revenue Hours	20,000
Vehicles Operated in Maximum Service	11

Financial Information

Fare Revenues Earned		\$0
Sources of Operating Funds Expended		
Fare Revenues (0%)		\$0
Local Funds (100%)		\$413,800
State Funds (0%)		\$0
Federal Assistance (0%)		\$0
Other Funds (0%)		\$0
Total Operating Funds Expended		\$413,800
Sources of Capital Funds Expended		
Local Funds (0%)		\$0
State Funds (0%)		\$0
Federal Assistance (0%)		\$0
Other Funds (0%)		\$0
Total Capital Funds Expended		\$0

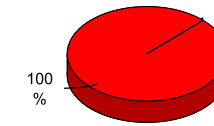
Summary Operating Expenses

Total Operating Expenses	\$413,800
---------------------------------	------------------

Vehicles Operated in Maximum Service and Uses of Capital Funds

Mode	Directly Operated	Purchased ¹ Transportation	Total
Bus	8	0	\$0
Demand Response	3	0	\$0
Total	11	0	\$0

Sources of Operating Funds Expended

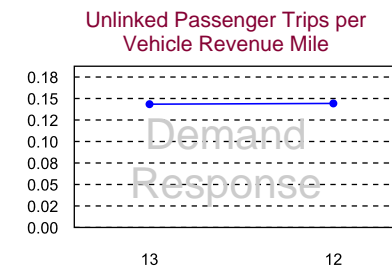
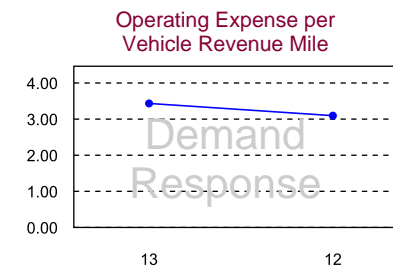
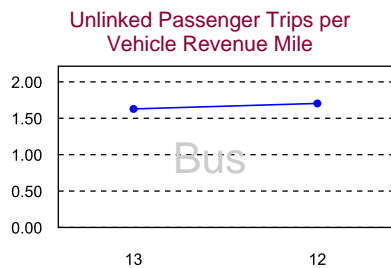
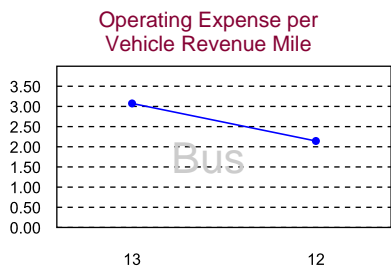


Modal Characteristics

Mode	Operating Expenses ¹	Fare Revenues ¹	Uses of Capital Funds	Annual Vehicle Revenue Miles	Annual Unlinked Trips	Annual Vehicle Revenue Hours	Average Fleet Age in Years	Vehicles Operated in Maximum Service
Bus	\$322,800	\$0	\$0	105,000	171,000	15,400	3.0	8
Demand Response	\$91,000	\$0	\$0	26,500	3,800	4,600	3.0	3

Performance Measures

Mode	Service Efficiency		Service Effectiveness		Service Effectiveness	
	Operating Expense per Vehicle Revenue Mile	Operating Expense per Vehicle Revenue Hour	Operating Expense per Unlinked Passenger Trip	Unlinked Passenger Trips per Vehicle Revenue Mile	Unlinked Passenger Trips per Vehicle Revenue Hour	
Bus	\$3.07	\$20.96	\$1.89	1.63	11.10	
Demand Response	\$3.43	\$19.78	\$23.95	0.14	0.83	



¹ Excludes data for purchased transportation reported separately