

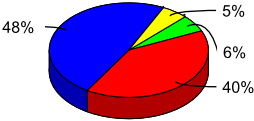
Autauga County Commission (ACRT)

General Information				Financial Information				Summary Operating Expenses	
Urbanized Area (UZA) Statistics - 2010 Census				Fare Revenues Earned				\$27,381	
Montgomery, AL				Sources of Operating Funds Expended				Total Operating Expenses	
Square Miles		99	Annual Unlinked Trips	15,365	Fare Revenues		(6%)	\$27,381	\$470,725
Population		196,892			Local Funds		(40%)	\$190,265	
Population Ranking out of 465 UZAs		156			State Funds		(0%)	\$0	
Other UZAs Served		142			Federal Assistance		(48%)	\$228,079	
					Other Funds		(5%)	\$25,000	
					Total Operating Funds Expended			\$470,725	
Service Area Statistics				Sources of Capital Funds Expended					
Square Miles		604	Annual Vehicle Revenue Miles	241,077	Local Funds		(0%)	\$0	
Population		54,571	Annual Vehicle Revenue Hours	21,175	State Funds		(0%)	\$0	
				Vehicles Operated in Maximum Service	14	Federal Assistance		(0%)	\$0
						Other Funds		(0%)	\$0
						Total Capital Funds Expended			\$0

Vehicles Operated in Maximum Service and Uses of Capital Funds

Mode	Directly Operated	Purchased ¹ Transportation	Total
Demand Response	14	0	\$0
Total	14	0	\$0

Sources of Operating Funds Expended

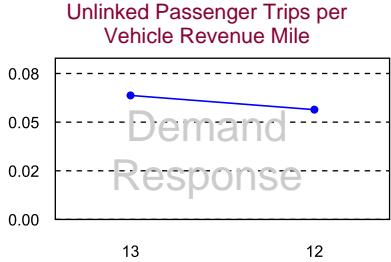
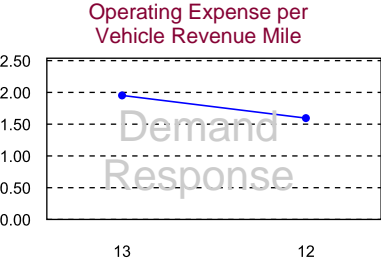


Modal Characteristics

Mode	Operating Expenses ¹	Fare Revenues ¹	Uses of Capital Funds	Annual Vehicle Revenue Miles	Annual Unlinked Trips	Annual Vehicle Revenue Hours	Average Fleet Age in Years	Vehicles Operated in Maximum Service
Demand Response	\$470,725	\$27,381	\$0	241,077	15,365	21,175	5.9	14

Performance Measures

Service Efficiency		Service Effectiveness		Service Effectiveness	
Mode	Operating Expense per Vehicle Revenue Mile	Operating Expense per Vehicle Revenue Hour	Operating Expense per Unlinked Passenger Trip	Unlinked Passenger Trips per Vehicle Revenue Mile	Unlinked Passenger Trips per Vehicle Revenue Hour
Demand Response	\$1.95	\$22.23	\$30.64	0.06	0.73



¹ Excludes data for purchased transportation reported separately