

Autonomous Municipality of Ponce (MAP)

ID Number: 4234
 www.visitponce.com
 P.O. Box 331709, P.O. Box 331709
 Ponce, PR 00733-1709

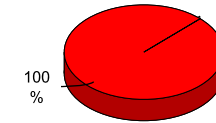
Mayor: Mrs. Maria Melendez
 (787) -284-4141

General Information Urbanized Area (UZA) Statistics - 2010 Census Ponce, PR Square Miles 44 Population 149,539 Population Ranking out of 465 UZAs 218 Other UZAs Served Service Area Statistics Square Miles 40 Population 79,650	Service Consumption Annual Unlinked Trips 926,716 Service Supplied Annual Vehicle Revenue Miles 169,965 Annual Vehicle Revenue Hours 14,976 Vehicles Operated in Maximum Service 11	Financial Information Fare Revenues Earned \$0 Sources of Operating Funds Expended Fare Revenues (0%) \$0 Local Funds (100%) \$685,663 State Funds (0%) \$0 Federal Assistance (0%) \$0 Other Funds (0%) \$0 <hr/> Total Operating Funds Expended \$685,663 Sources of Capital Funds Expended Local Funds (0%) \$0 State Funds (0%) \$0 Federal Assistance (0%) \$0 Other Funds (0%) \$0 <hr/> Total Capital Funds Expended \$0	Summary Operating Expenses Total Operating Expenses \$685,663
---	--	--	---

Vehicles Operated in Maximum Service and Uses of Capital Funds

Mode	Directly Operated	Purchased ¹ Transportation	Total
Bus	11	0	\$0
Total	11	0	\$0

Sources of Operating Funds Expended

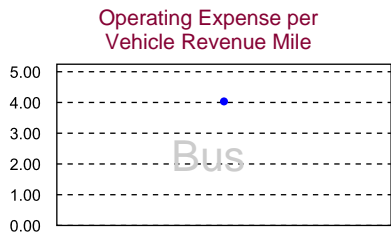


Modal Characteristics

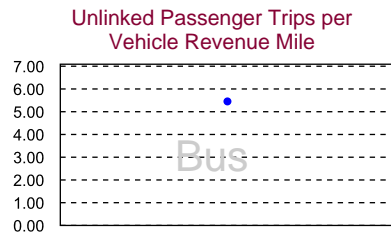
Mode	Operating Expenses ¹	Fare Revenues ¹	Uses of Capital Funds	Annual Vehicle Revenue Miles	Annual Unlinked Trips	Annual Vehicle Revenue Hours	Average Fleet Age in Years	Vehicles Operated in Maximum Service
Bus	\$685,663	\$0	\$0	169,965	926,716	14,976	1.0	11

Performance Measures

Mode	Operating Expense per Vehicle Revenue Mile	Operating Expense per Vehicle Revenue Hour	Operating Expense per Unlinked Passenger Trip	Unlinked Passenger Trips per Vehicle Revenue Mile	Unlinked Passenger Trips per Vehicle Revenue Hour
Bus	\$4.03	\$45.78	\$0.74	5.45	61.88



13



13

¹ Excludes data for purchased transportation reported separately