

City of Anderson Transportation System (CATS)

General Information

Urbanized Area (UZA) Statistics - 2010 Census

Anderson, IN	
Square Miles	66
Population	88,133
Population Ranking out of 465 UZAs	330
Other UZAs Served	

Service Area Statistics

Square Miles	45
Population	55,957

Service Consumption

Annual Unlinked Trips	226,353
-----------------------	---------

Service Supplied

Annual Vehicle Revenue Miles	433,912
Annual Vehicle Revenue Hours	32,885
Vehicles Operated in Maximum Service	16

Financial Information

Fare Revenues Earned	\$171,882
Sources of Operating Funds Expended	
Fare Revenues (7%)	\$171,882
Local Funds (31%)	\$738,343
State Funds (15%)	\$355,422
Federal Assistance (46%)	\$1,096,694
Other Funds (1%)	\$16,885
Total Operating Funds Expended	\$2,379,226
Sources of Capital Funds Expended	
Local Funds (0%)	\$0
State Funds (0%)	\$0
Federal Assistance (0%)	\$0
Other Funds (0%)	\$0
Total Capital Funds Expended	\$0

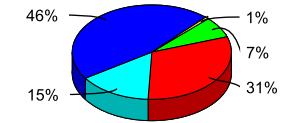
Summary Operating Expenses

Total Operating Expenses	\$2,379,226
--------------------------	-------------

Vehicles Operated in Maximum Service and Uses of Capital Funds

Mode	Directly Operated	Purchased ¹ Transportation	Total
Bus	8	0	\$0
Demand Response	8	0	\$0
Total	16	0	\$0

Sources of Operating Funds Expended

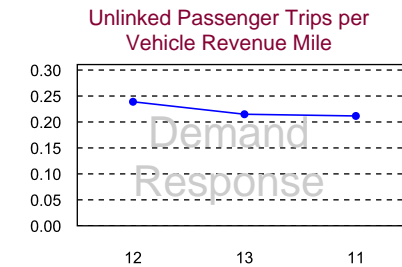
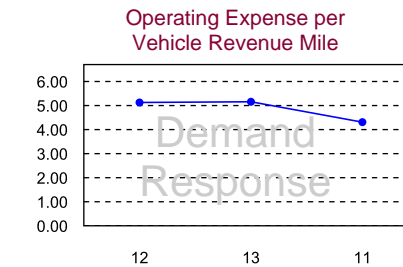
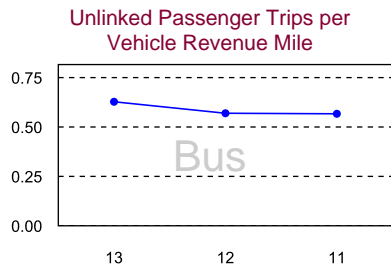
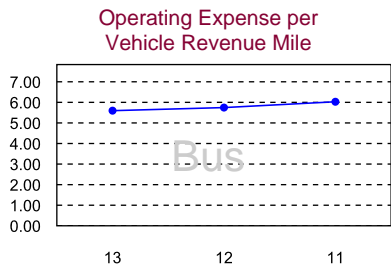


Modal Characteristics

Mode	Operating Expenses ¹	Fare Revenues ¹	Uses of Capital Funds	Annual Vehicle Revenue Miles	Annual Unlinked Trips	Annual Vehicle Revenue Hours	Average Fleet Age in Years	Vehicles Operated in Maximum Service
Bus	\$1,804,420	\$124,627	\$0	322,450	202,401	24,087	5.2	8
Demand Response	\$574,806	\$47,255	\$0	111,462	23,952	8,798	4.8	8

Performance Measures

Mode	Service Efficiency		Service Effectiveness	
	Operating Expense per Vehicle Revenue Mile	Operating Expense per Vehicle Revenue Hour	Operating Expense per Unlinked Passenger Trip	Unlinked Passenger Trips per Vehicle Revenue Mile
Bus	\$5.60	\$74.91	\$8.92	0.63
Demand Response	\$5.16	\$65.33	\$24.00	0.21



¹ Excludes data for purchased transportation reported separately