

ID Number: 5193  
www.vride.com  
31500 West Thirteen Mile Road  
Farmington Hills, MI 48334

**VRide, Inc. - Michigan**  
Provides purchased transportation to: Ann Arbor Transportation Authority (5040)

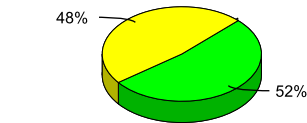
President and CEO: Ms. Ann Fandozzi  
(248) -597-3500

General Information				Financial Information				Summary Operating Expenses	
Urbanized Area (UZA) Statistics - 2010 Census				Fare Revenues Earned				Salary, Wages, Benefits	
Detroit, MI				Sources of Operating Funds Expended				Materials and Supplies	
Square Miles				Fare Revenues				Purchased Transportation	
Population				Local Funds				Other Operating Expenses	
Population Ranking out of 465 UZAs				State Funds				Total Operating Expenses	
Other UZAs Served				Federal Assistance					
				Other Funds					
				Total Operating Funds Expended					
Service Area Statistics				Sources of Capital Funds Expended				Reconciling Cash Expenditures	
Square Miles				Local Funds					
Population				State Funds					
				Federal Assistance					
				Other Funds					
				Total Capital Funds Expended					

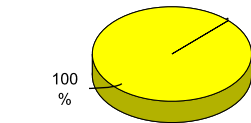
Vehicles Operated in Maximum Service and Uses of Capital Funds

Mode	Directly Operated	Purchased Transportation	Revenue Vehicles	Systems and Guideways	Facilities and Stations	Other	Total
Vanpool	486	0	\$2,384,980	\$0	\$0	\$0	\$2,384,980
Total	486	0	\$2,384,980	\$0	\$0	\$0	\$2,384,980

Sources of Operating Funds Expended



Sources of Capital Funds Expended

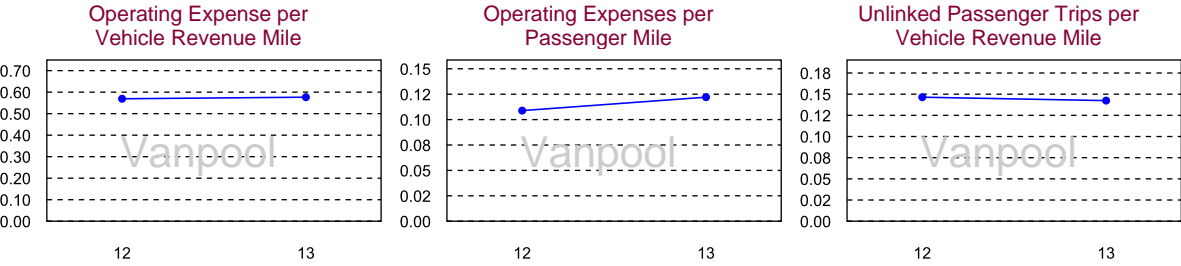


Modal Characteristics

Mode	Operating Expenses <sup>1 2</sup>	Fare Revenues <sup>1 2</sup>	Uses of Capital Funds	Annual Passenger Miles	Annual Vehicle Revenue Miles	Annual Unlinked Trips	Annual Vehicle Revenue Hours	Fixed Guideway Directional Route Miles	Vehicles Available for Maximum Service	Average Fleet Age in Years	Vehicles Operated in Maximum Service	Peak to Base Ratio	Percent Spares
Vanpool	\$4,790,480	\$3,078,759	\$2,384,980	39,249,093	8,309,385	1,183,168	178,581	N/A	503	1.2	486	N/A	3%

Performance Measures

Mode	Operating Expense per Vehicle Revenue Mile	Operating Expense per Vehicle Revenue Hour	Operating Expense per Passenger Mile	Operating Expense per Unlinked Passenger Trip	Unlinked Passenger Trips per Vehicle Revenue Mile	Unlinked Passenger Trips per Vehicle Revenue Hour
Vanpool	\$0.58	\$26.83	\$0.12	\$4.05	0.14	6.63



1 Excludes data for purchased transportation reported separately

2 Includes data for purchased transportation reported separately