

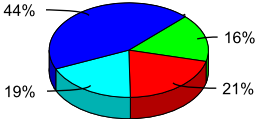
Wichita Falls Transit System

General Information				Financial Information				Summary Operating Expenses	
Urbanized Area (UZA) Statistics - 2010 Census		Service Consumption		Fare Revenues Earned				\$276,470	
Wichita Falls, TX				Sources of Operating Funds Expended				Total Operating Expenses	
Square Miles	50	Annual Unlinked Trips	463,185	Fare Revenues	(16%)	\$276,470		\$1,689,635	
Population	99,437			Local Funds	(21%)	\$351,890			
Population Ranking out of 465 UZAs	301			State Funds	(19%)	\$317,591			
Other UZAs Served				Federal Assistance	(44%)	\$743,684			
				Other Funds	(0%)	\$0			
Service Area Statistics		Service Supplied		Total Operating Funds Expended				\$1,689,635	
Square Miles	71	Annual Vehicle Revenue Miles	559,541	Sources of Capital Funds Expended					
Population	99,437	Annual Vehicle Revenue Hours	35,532	Local Funds	(20%)	\$752,476			
		Vehicles Operated in Maximum Service	9	State Funds	(0%)	\$0			
				Federal Assistance	(80%)	\$2,965,502			
				Other Funds	(0%)	\$0			
				Total Capital Funds Expended				\$3,717,978	

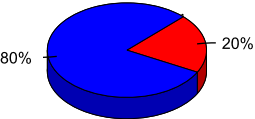
Vehicles Operated in Maximum Service and Uses of Capital Funds

Mode	Directly Operated	Purchased ¹ Transportation	Total
Bus	9	0	\$3,717,978
Total	9	0	\$3,717,978

Sources of Operating Funds Expended



Sources of Capital Funds Expended



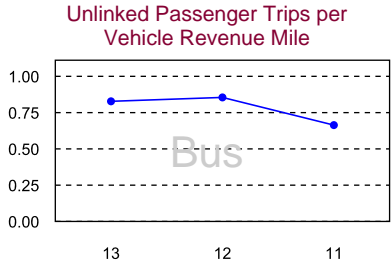
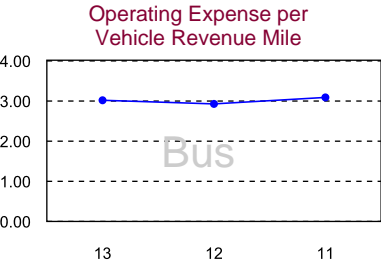
Modal Characteristics

Mode	Operating Expenses ¹	Fare Revenues ¹	Uses of Capital Funds	Annual Vehicle Revenue Miles	Annual Unlinked Trips	Annual Vehicle Revenue Hours	Average Fleet Age in Years	Vehicles Operated in Maximum Service
Bus	\$1,689,635	\$276,470	\$3,717,978	559,541	463,185	35,532	4.4	9

Performance Measures

Service Efficiency		Service Effectiveness	
Mode	Operating Expense per Vehicle Revenue Mile	Operating Expense per Vehicle Revenue Hour	Operating Expense per Unlinked Passenger Trip
Bus	\$3.02	\$47.55	\$3.65

Service Effectiveness	
Unlinked Passenger Trips per Vehicle Revenue Mile	Unlinked Passenger Trips per Vehicle Revenue Hour
0.83	13.04



¹ Excludes data for purchased transportation reported separately