

Bettendorf Transit System (BT)

General Information

Urbanized Area (UZA) Statistics - 2010 Census

Davenport, IA-IL	
Square Miles	138
Population	280,051
Population Ranking out of 465 UZAs	134
Other UZAs Served	

Service Area Statistics

Square Miles	22
Population	35,716

Service Consumption

Annual Unlinked Trips	250,583
-----------------------	---------

Service Supplied

Annual Vehicle Revenue Miles	418,646
Annual Vehicle Revenue Hours	24,048
Vehicles Operated in Maximum Service	13

Financial Information

Fare Revenues Earned	\$129,992
Sources of Operating Funds Expended	
Fare Revenues (8%)	\$129,992
Local Funds (53%)	\$847,893
State Funds (13%)	\$201,611
Federal Assistance (24%)	\$390,835
Other Funds (2%)	\$34,085
Total Operating Funds Expended	\$1,604,416
Sources of Capital Funds Expended	
Local Funds (0%)	\$0
State Funds (0%)	\$0
Federal Assistance (0%)	\$0
Other Funds (0%)	\$0
Total Capital Funds Expended	\$0

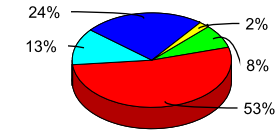
Summary Operating Expenses

Total Operating Expenses	\$1,604,416
--------------------------	-------------

Vehicles Operated in Maximum Service and Uses of Capital Funds

Mode	Directly Operated	Purchased ¹ Transportation	Total
Bus	9	3	\$0
Demand Response	0	1	\$0
Total	9	4	\$0

Sources of Operating Funds Expended

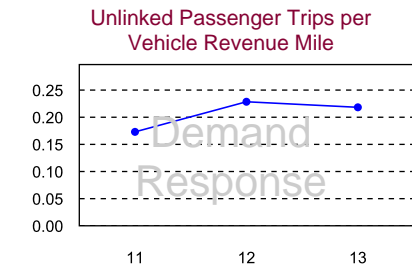
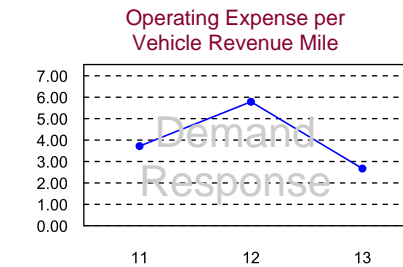
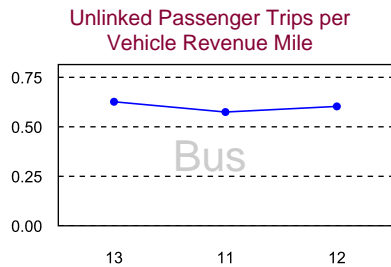
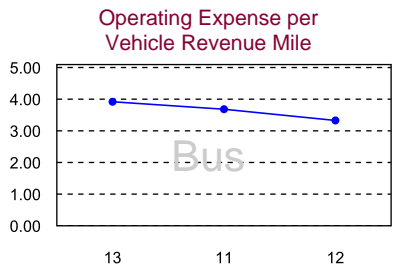


Modal Characteristics

Mode	Operating Expenses ¹	Fare Revenues ¹	Uses of Capital Funds	Annual Vehicle Revenue Miles	Annual Unlinked Trips	Annual Vehicle Revenue Hours	Average Fleet Age in Years	Vehicles Operated in Maximum Service
Bus	\$1,527,688	\$121,521	\$0	389,925	244,314	22,046	4.7	12
Demand Response	\$76,728	\$8,471	\$0	28,721	6,269	2,002	N/A	1

Performance Measures

Mode	Service Efficiency		Service Effectiveness	
	Operating Expense per Vehicle Revenue Mile	Operating Expense per Vehicle Revenue Hour	Operating Expense per Unlinked Passenger Trip	Unlinked Passenger Trips per Vehicle Revenue Mile
Bus	\$3.92	\$69.30	\$6.25	0.63
Demand Response	\$2.67	\$38.33	\$12.24	0.22



¹ Excludes data for purchased transportation reported separately