

Davenport Public Transit (CITIBUS)

General Information

Urbanized Area (UZA) Statistics - 2010 Census

Davenport, IA-IL	
Square Miles	138
Population	280,051
Population Ranking out of 465 UZAs	134
Other UZAs Served	

Service Area Statistics

Square Miles	26
Population	99,685

Service Consumption

Annual Unlinked Trips	1,362,058
-----------------------	-----------

Service Supplied

Annual Vehicle Revenue Miles	741,453
Annual Vehicle Revenue Hours	54,546
Vehicles Operated in Maximum Service	20

Financial Information

Fare Revenues Earned	\$413,902
Sources of Operating Funds Expended	
Fare Revenues (7%)	\$413,902
Local Funds (74%)	\$4,665,183
State Funds (7%)	\$412,555
Federal Assistance (12%)	\$779,755
Other Funds (1%)	\$65,419
Total Operating Funds Expended	\$6,336,814
Sources of Capital Funds Expended	
Local Funds (0%)	\$0
State Funds (0%)	\$0
Federal Assistance (0%)	\$0
Other Funds (0%)	\$0
Total Capital Funds Expended	\$0

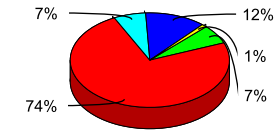
Summary Operating Expenses

Total Operating Expenses	\$6,336,814
---------------------------------	--------------------

Vehicles Operated in Maximum Service and Uses of Capital Funds

Mode	Directly Operated	Purchased ¹ Transportation	Total
Bus	20	0	\$0
Total	20	0	\$0

Sources of Operating Funds Expended



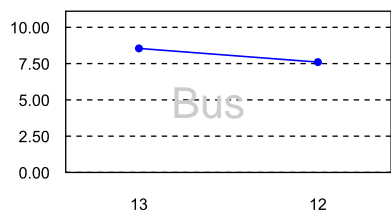
Modal Characteristics

Mode	Operating Expenses ¹	Fare Revenues ¹	Uses of Capital Funds	Annual Vehicle Revenue Miles	Annual Unlinked Trips	Annual Vehicle Revenue Hours	Average Fleet Age in Years	Vehicles Operated in Maximum Service
Bus	\$6,336,814	\$413,902	\$0	741,453	1,362,058	54,546	8.0	20

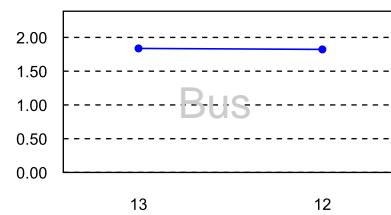
Performance Measures

Mode	Service Efficiency		Service Effectiveness		Service Effectiveness	
	Operating Expense per Vehicle Revenue Mile	Operating Expense per Vehicle Revenue Hour	Operating Expense per Unlinked Passenger Trip	Unlinked Passenger Trips per Vehicle Revenue Mile	Unlinked Passenger Trips per Vehicle Revenue Hour	
Bus	\$8.55	\$116.17	\$4.65	1.84	24.97	

Operating Expense per Vehicle Revenue Mile



Unlinked Passenger Trips per Vehicle Revenue Mile



¹ Excludes data for purchased transportation reported separately