

Des Moines Area Regional Transit Authority (DART)

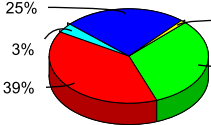
General Manager: Ms. Elizabeth Presutii
(515) 283-8115

| General Information | | | | Financial Information | | | | Summary Operating Expenses | |
|---|--|--|--|-------------------------------------|--|--|--|-------------------------------|--|
| Urbanized Area (UZA) Statistics - 2010 Census | | | | Fare Revenues Earned | | | | Salary, Wages, Benefits | |
| Des Moines, IA | | | | Sources of Operating Funds Expended | | | | Materials and Supplies | |
| Square Miles | | | | Fare Revenues | | | | Purchased Transportation | |
| Population | | | | Local Funds | | | | Other Operating Expenses | |
| Population Ranking out of 465 UZAs | | | | State Funds | | | | Total Operating Expenses | |
| Other UZAs Served | | | | Federal Assistance | | | | | |
| | | | | Other Funds | | | | | |
| | | | | Total Operating Funds Expended | | | | | |
| | | | | Sources of Capital Funds Expended | | | | Reconciling Cash Expenditures | |
| | | | | Local Funds | | | | | |
| | | | | State Funds | | | | | |
| | | | | Federal Assistance | | | | | |
| | | | | Other Funds | | | | | |
| | | | | Total Capital Funds Expended | | | | | |

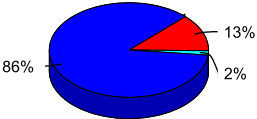
Vehicles Operated in Maximum Service and Uses of Capital Funds

| Mode | Directly Operated | Purchased Transportation ¹ | Revenue Vehicles | Systems and Guideways | Facilities and Stations | Other | Total |
|------------------------|-------------------|---------------------------------------|------------------|-----------------------|-------------------------|-----------|--------------|
| Bus | 105 | 0 | \$5,785,467 | \$3,162,047 | \$6,110,644 | \$670,123 | \$15,728,281 |
| Demand Response | 21 | 0 | \$254,098 | \$0 | \$0 | \$0 | \$254,098 |
| Vanpool | 94 | 0 | \$558,616 | \$0 | \$0 | \$0 | \$558,616 |
| Demand Response - Taxi | 0 | 2 | \$0 | \$0 | \$0 | \$0 | \$0 |
| Total | 220 | 2 | \$6,598,181 | \$3,162,047 | \$6,110,644 | \$670,123 | \$16,540,995 |

Sources of Operating Funds Expended



Sources of Capital Funds Expended

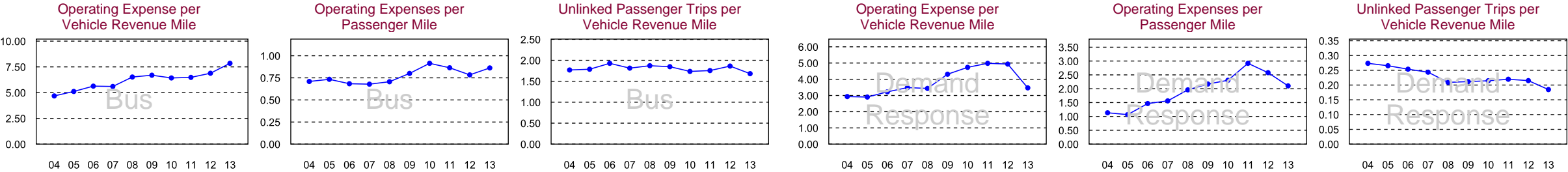


Modal Characteristics

| Mode | Operating Expenses ¹ | Fare Revenues ¹ | Uses of Capital Funds | Annual Passenger Miles | Annual Vehicle Revenue Miles | Annual Unlinked Trips | Annual Vehicle Revenue Hours | Fixed Guideway Directional Route Miles | Vehicles Available for Maximum Service | Average Fleet Age in Years | Vehicles Operated in Maximum Service | Peak to Base Ratio | Percent Spares |
|------------------------|---------------------------------|----------------------------|-----------------------|------------------------|------------------------------|-----------------------|------------------------------|--|--|----------------------------|--------------------------------------|--------------------|----------------|
| Bus | \$18,833,722 | \$4,240,102 | \$15,728,281 | 21,843,067 | 2,400,741 | 4,035,864 | 184,698 | N/A | 122 | 7.0 | 105 | 3.00 | 16% |
| Demand Response | \$2,746,113 | \$2,051,354 | \$254,098 | 1,305,796 | 791,911 | 146,341 | 50,065 | N/A | 30 | 4.4 | 21 | N/A | 43% |
| Vanpool | \$904,887 | \$953,768 | \$558,616 | 10,747,762 | 1,824,077 | 260,952 | 47,240 | N/A | 102 | 3.6 | 94 | N/A | 9% |
| Demand Response - Taxi | \$152,579 | \$3,546 | \$0 | 48,877 | 48,877 | 6,659 | 2,875 | N/A | 0 | N/A | 2 | N/A | -100% |

Performance Measures

| Service Efficiency | | Service Effectiveness | | Service Effectiveness | |
|------------------------|--|--|--------------------------------------|---|---|
| Mode | Operating Expense per Vehicle Revenue Mile | Operating Expense per Vehicle Revenue Hour | Operating Expense per Passenger Mile | Operating Expense per Unlinked Passenger Trip | Unlinked Passenger Trips per Vehicle Revenue Mile |
| Bus | \$7.84 | \$101.97 | \$0.86 | \$4.67 | 1.68 |
| Demand Response | \$3.47 | \$54.85 | \$2.10 | \$18.77 | 0.18 |
| Vanpool | \$0.50 | \$19.16 | \$0.08 | \$3.47 | 0.14 |
| Demand Response - Taxi | \$3.12 | \$53.07 | \$3.12 | \$22.91 | 0.14 |



1 Excludes data for purchased transportation reported separately 2 Average UPT values not available for DT Demand Response Taxi