

## Senior Citizen Industries

ID Number: 7052  
 null  
 Hall County Public Transportation, 304 E. Third St.  
 Grand Island, NE 68801

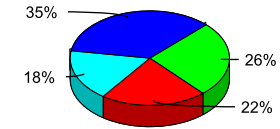
Executive Director: Mrs. Theresa Engelhardt  
 (308) -385-5308

<b>General Information</b>  <b>Urbanized Area (UZA) Statistics - 2010 Census</b> Grand Island, NE Square Miles 28 Population 50,440 Population Ranking out of 465 UZAs 496 Other UZAs Served  <b>Service Area Statistics</b> Square Miles 28 Population 50,000	<b>Service Consumption</b>  Annual Unlinked Trips 32,521  <b>Service Supplied</b> Annual Vehicle Revenue Miles 172,820 Annual Vehicle Revenue Hours 14,413 Vehicles Operated in Maximum Service 9	<b>Financial Information</b>  <b>Fare Revenues Earned</b> \$125,347 <b>Sources of Operating Funds Expended</b> Fare Revenues (26%) \$125,347 Local Funds (22%) \$104,693 State Funds (18%) \$84,798 Federal Assistance (35%) \$169,596 Other Funds (0%) \$0 <b>Total Operating Funds Expended</b> \$484,434  <b>Sources of Capital Funds Expended</b> Local Funds (0%) \$0 State Funds (0%) \$0 Federal Assistance (0%) \$0 Other Funds (0%) \$0 <b>Total Capital Funds Expended</b> \$0	<b>Summary Operating Expenses</b>  <b>Total Operating Expenses</b> \$484,434
---	--	--	--

**Vehicles Operated in Maximum Service and Uses of Capital Funds**

Mode	Directly Operated	Purchased <sup>1</sup> Transportation	Total
Demand Response	9	0	\$0
<b>Total</b>	<b>9</b>	<b>0</b>	<b>\$0</b>

**Sources of Operating Funds Expended**

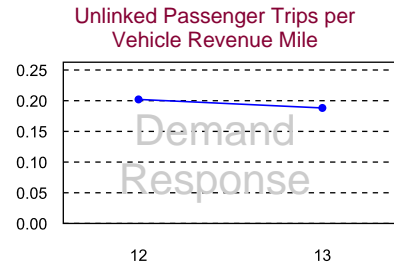
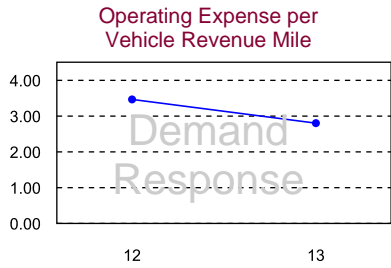


**Modal Characteristics**

Mode	Operating Expenses <sup>1</sup>	Fare Revenues <sup>1</sup>	Uses of Capital Funds	Annual Vehicle Revenue Miles	Annual Unlinked Trips	Annual Vehicle Revenue Hours	Average Fleet Age in Years	Vehicles Operated in Maximum Service
Demand Response	\$484,434	\$125,347	\$0	172,820	32,521	14,413	5.4	9

**Performance Measures**

Mode	Service Efficiency		Service Effectiveness		Service Effectiveness	
	Operating Expense per Vehicle Revenue Mile	Operating Expense per Vehicle Revenue Hour	Operating Expense per Unlinked Passenger Trip	Unlinked Passenger Trips per Vehicle Revenue Mile	Unlinked Passenger Trips per Vehicle Revenue Hour	
Demand Response	\$2.80	\$33.61	\$14.90	0.19	2.26	



<sup>1</sup> Excludes data for purchased transportation reported separately