

Fargo Park District/ Valley Senior Services dba Valley Senior Services

General Information

Urbanized Area (UZA) Statistics - 2010 Census

Fargo, ND-MN	
Square Miles	70
Population	176,676
Population Ranking out of 465 UZAs	194
Other UZAs Served	

Service Area Statistics

Square Miles	10,625
Population	160,434

Service Consumption

Annual Unlinked Trips	60,866
-----------------------	--------

Service Supplied

Annual Vehicle Revenue Miles	395,225
Annual Vehicle Revenue Hours	29,295
Vehicles Operated in Maximum Service	24

Financial Information

Fare Revenues Earned		\$123,823
Sources of Operating Funds Expended		
Fare Revenues	(16%)	\$123,823
Local Funds	(12%)	\$93,594
State Funds	(53%)	\$421,190
Federal Assistance	(20%)	\$155,922
Other Funds	(0%)	\$0
Total Operating Funds Expended		\$794,529
Sources of Capital Funds Expended		
Local Funds	(20%)	\$18,545
State Funds	(0%)	\$0
Federal Assistance	(80%)	\$74,178
Other Funds	(0%)	\$0
Total Capital Funds Expended		\$92,723

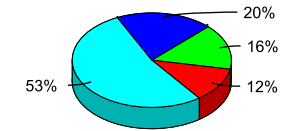
Summary Operating Expenses

Total Operating Expenses	\$794,529
---------------------------------	------------------

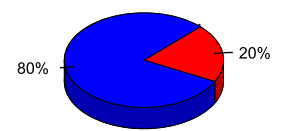
Vehicles Operated in Maximum Service and Uses of Capital Funds

Mode	Directly Operated	Purchased ¹ Transportation	Total
Demand Response	24	0	\$92,723
Total	24	0	\$92,723

Sources of Operating Funds Expended



Sources of Capital Funds Expended

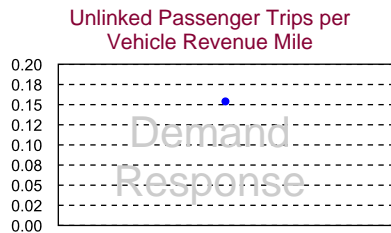
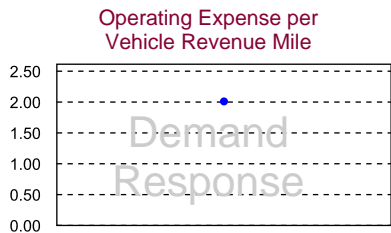


Modal Characteristics

Mode	Operating Expenses ¹	Fare Revenues ¹	Uses of Capital Funds	Annual Vehicle Revenue Miles	Annual Unlinked Trips	Annual Vehicle Revenue Hours	Average Fleet Age in Years	Vehicles Operated in Maximum Service
Demand Response	\$794,529	\$123,823	\$92,723	395,225	60,866	29,295	4.7	24

Performance Measures

Mode	Operating Expense per Vehicle Revenue Mile	Operating Expense per Vehicle Revenue Hour	Operating Expense per Unlinked Passenger Trip	Unlinked Passenger Trips per Vehicle Revenue Mile	Unlinked Passenger Trips per Vehicle Revenue Hour
Demand Response	\$2.01	\$27.12	\$13.05	0.15	2.08



13

13

¹ Excludes data for purchased transportation reported separately