

**General Information**

**Federally Recognized Tribal Statistical Areas**

125 Klamath Reservation, OR

**Service Consumption**

7,675 Annual Unlinked Trips (UPT)

**Service Supplied**

183,358 Annual Vehicle Revenue Miles (VRM)  
9,261 Annual Vehicle Revenue Hours (VRH)

**Database Information**

NTDID: 00010

Reporter Type: Tribal Reporter

**Financial Information**

**Sources of Operating Funds Expended**

Fare Revenues	\$0	0.0%
Local Funds	\$56,033	24.1%
State Funds	\$49,395	21.2%
Federal Assistance	\$86,753	37.3%
Other Funds	\$40,407	17.4%

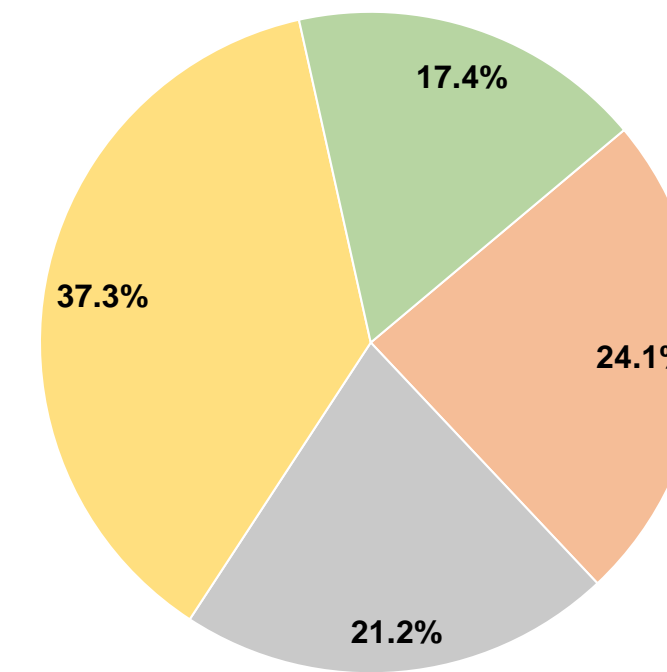
**Total Operating Funds Expended \$232,588 100.0%**

**Sources of Capital Funds Expended**

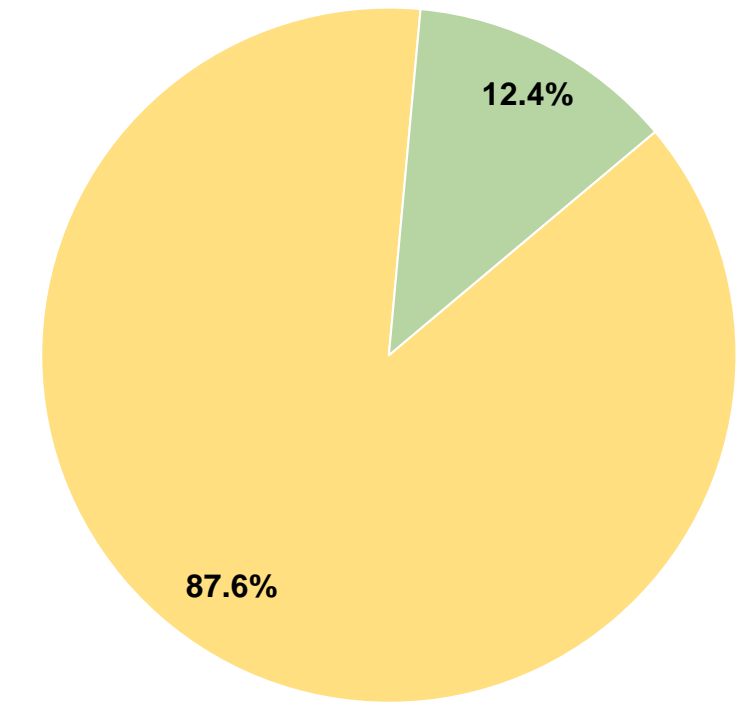
Fare Revenues	\$0	0.0%
Local Funds	\$0	0.0%
State Funds	\$0	0.0%
Federal Assistance	\$108,865	87.6%
Other Funds	\$15,459	12.4%

**Total Capital Funds Expended \$124,324 100.0%**

**Operating Funding Sources**



**Capital Funding Sources**



**Modal Characteristics**

**Operation Characteristics**

**Vehicles Operated at Maximum Service**

Mode	Directly Operated	Purchased Transportation	Operating Expenses	Fare Revenues	Uses of Capital Funds	Annual Unlinked Trips	Annual Vehicle Revenue Miles	Annual Vehicle Revenue Hours	Average Fleet Age in Years <sup>1</sup>
Commuter Bus	2	-	\$126,388	\$0	\$124,324	4,324	99,638	4,834	3.2
Demand Response	4	-	\$106,200	\$0	\$0	3,351	83,720	4,427	3.4
<b>Total</b>	<b>6</b>	<b>-</b>	<b>\$232,588</b>	<b>\$0</b>	<b>\$124,324</b>	<b>7,675</b>	<b>183,358</b>	<b>9,261</b>	

**Performance Measures**


**Service Efficiency**

Mode	Operating Expenses per Vehicle Revenue Mile	Operating Expenses per Vehicle Revenue Hour
Commuter Bus	\$1.27	\$26.15
Demand Response	\$1.27	\$23.99
<b>Total</b>	<b>\$1.27</b>	<b>\$25.11</b>


**Service Effectiveness**

Mode	Operating Expenses per Unlinked Passenger Trip	Unlinked Trips per Vehicle Revenue Mile	Unlinked Trips per Vehicle Revenue Hour
Commuter Bus	\$29.23	0.0	0.9
Demand Response	\$31.69	0.0	0.8
<b>Total</b>	<b>\$30.30</b>	<b>0.0</b>	<b>0.8</b>

Operating Expense per Vehicle Revenue Mile: Agency Total



Unlinked Passenger Trips per Vehicle Revenue Mile: Agency Total



**Notes:**

<sup>1</sup>Demand Response - Taxi (DT) and non-dedicated fleets do not report fleet age data.