

Skokomish Indian Tribe

2014 Annual Agency Profile

North 80 Tribal Center Road
Skokomish, WA 98584

Chief Executive Officer: Ms. Yvonne Oberly
360-426-4232

General Information

Federally Recognized Tribal Statistical Areas

256 Skokomish Reservation, WA

Service Consumption

8,708 Annual Unlinked Trips (UPT)

Service Supplied

45,617 Annual Vehicle Revenue Miles (VRM)

1,843 Annual Vehicle Revenue Hours (VRH)

Database Information

NTDID: 00032

Reporter Type: Tribal Reporter

Financial Information

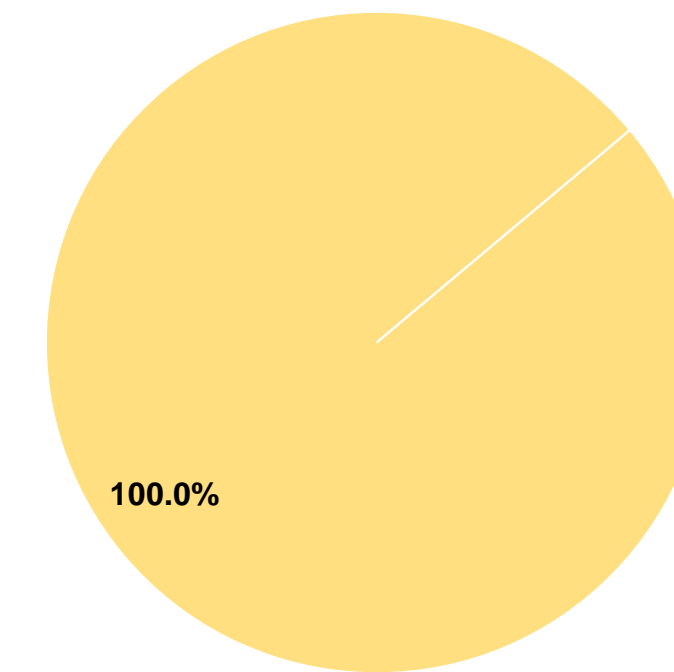
Sources of Operating Funds Expended

Fare Revenues	\$0	0.0%
Local Funds	\$0	0.0%
State Funds	\$0	0.0%
Federal Assistance	\$121,479	100.0%
Other Funds	\$0	0.0%
Total Operating Funds Expended	\$121,479	100.0%

Sources of Capital Funds Expended

Fare Revenues	\$0
Local Funds	\$0
State Funds	\$0
Federal Assistance	\$0
Other Funds	\$0
Total Capital Funds Expended	\$0

Operating Funding Sources



Modal Characteristics

Operation Characteristics

Vehicles Operated at Maximum Service

Mode	Directly Operated	Purchased Transportation	Operating Expenses	Fare Revenues	Uses of Capital Funds	Annual Unlinked Trips	Annual Vehicle Revenue Miles	Annual Vehicle Revenue Hours	Average Fleet Age in Years ¹
Bus	-	1	\$121,479	\$0	\$0	8,708	45,617	1,843	
Total	-	1	\$121,479	\$0	\$0	8,708	45,617	1,843	

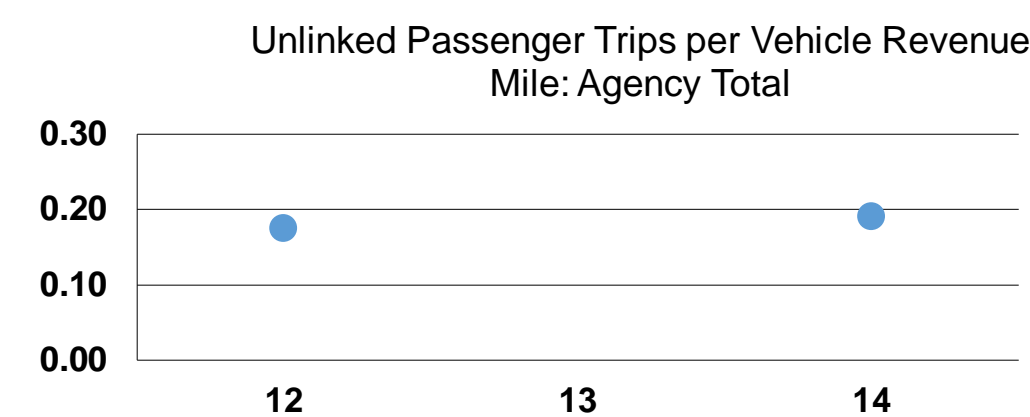
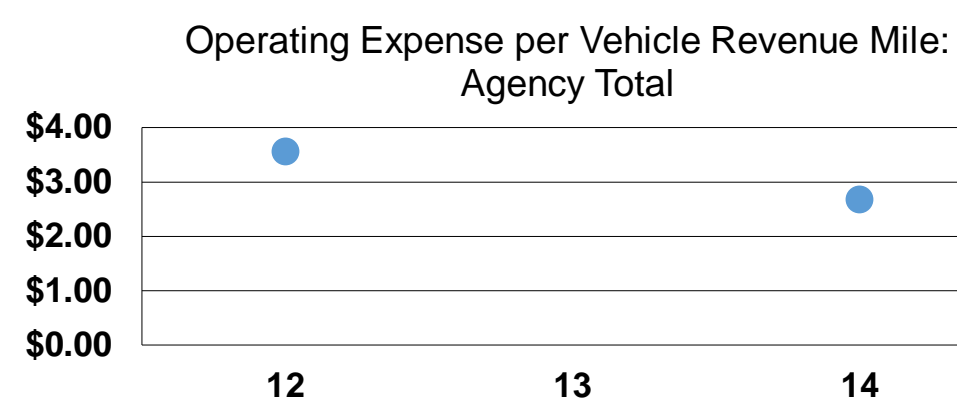
Performance Measures

Service Efficiency

Mode	Operating Expenses per Vehicle Revenue Mile	Operating Expenses per Vehicle Revenue Hour
Bus	\$2.66	\$65.91
Total	\$2.66	\$65.91

Service Effectiveness

Mode	Operating Expenses per Unlinked Passenger Trip	Unlinked Trips per Vehicle Revenue Mile	Unlinked Trips per Vehicle Revenue Hour
Bus	\$13.95	0.2	4.7
Total	\$13.95	0.2	4.7



Notes:

¹Demand Response - Taxi (DT) and non-dedicated fleets do not report fleet age data.