

General Information

Urbanized Area (UZA) Statistics - 2010 Census

Albany, OR
24 Square Miles
56,997 Population
459 Pop. Rank out of 498 UZAs

Other UZAs Served

436 Corvallis, OR; 0 Oregon Non-UZA

Service Area Statistics

20 Square Miles
50,724 Population

Service Consumption

230,436 Annual Unlinked Trips (UPT)

Service Supplied

285,114 Annual Vehicle Revenue Miles (VRM)
18,290 Annual Vehicle Revenue Hours (VRH)

Database Information

NTDID: 00061

Reporter Type: Small Systems Reporter

Financial Information

Sources of Operating Funds Expended

Fare Revenues	\$89,532	6.1%
Local Funds	\$513,826	34.8%
State Funds	\$28,002	1.9%
Federal Assistance	\$615,046	41.7%
Other Funds	\$229,571	15.6%

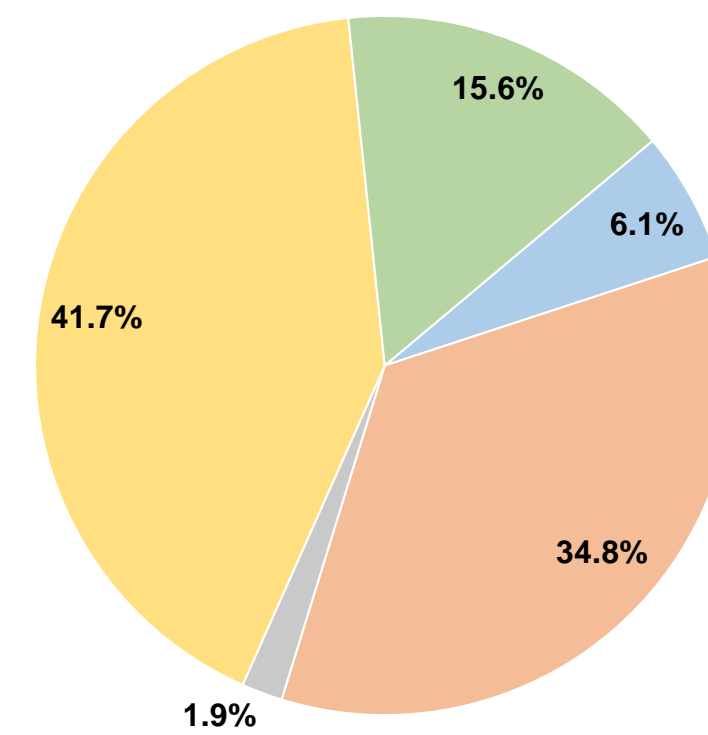
Total Operating Funds Expended \$1,475,977 100.0%

Sources of Capital Funds Expended

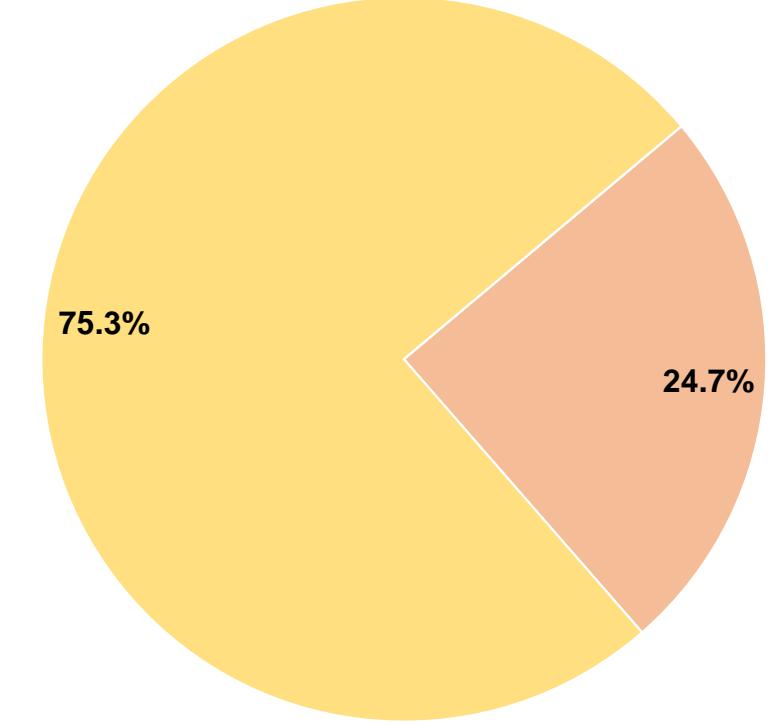
Fare Revenues	\$0	0.0%
Local Funds	\$21,023	24.7%
State Funds	\$0	0.0%
Federal Assistance	\$64,094	75.3%
Other Funds	\$0	0.0%

Total Capital Funds Expended \$85,117 100.0%

Operating Funding Sources



Capital Funding Sources



Modal Characteristics

Operation Characteristics

Vehicles Operated at Maximum Service

Mode	Directly Operated	Purchased Transportation	Operating Expenses	Fare Revenues	Uses of Capital Funds	Annual Unlinked Trips	Annual Vehicle Revenue Miles	Annual Vehicle Revenue Hours	Average Fleet Age in Years ¹
Demand Response	8	-	\$411,018	\$26,874	\$80,118	17,010	98,213	8,066	5.8
Bus	4	-	\$1,064,959	\$62,658	\$5,000	213,426	186,901	10,224	10.7
Total	12	-	\$1,475,977	\$89,532	\$85,118	230,436	285,114	18,290	

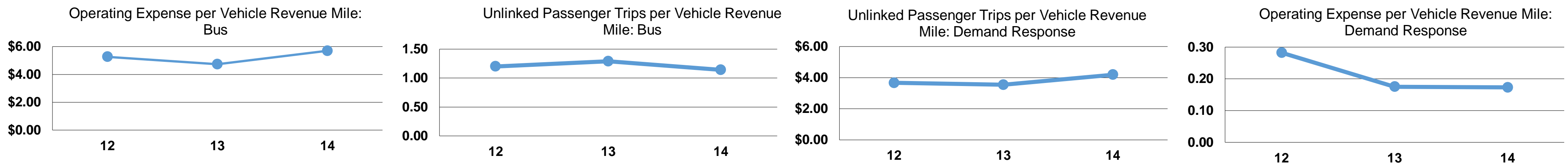
Performance Measures

Service Efficiency

Mode	Operating Expenses per Vehicle Revenue Mile	Operating Expenses per Vehicle Revenue Hour
Demand Response	\$4.19	\$50.96
Bus	\$5.70	\$104.16
Total	\$5.18	\$80.70

Service Effectiveness

Mode	Operating Expenses per Unlinked Passenger Trip	Unlinked Trips per Vehicle Revenue Mile	Unlinked Trips per Vehicle Revenue Hour
Demand Response	\$24.16	0.2	2.1
Bus	\$4.99	1.1	20.9
Total	\$6.41	0.8	12.6



Notes:

¹Demand Response - Taxi (DT) and non-dedicated fleets do not report fleet age data.