

General Information

Federally Recognized Tribal Statistical Areas

266 Squaxin Island Reservation and Off-Reservation Trust Land, WA

Service Consumption

24,850 Annual Unlinked Trips (UPT)

Service Supplied

40,208 Annual Vehicle Revenue Miles (VRM)

2,620 Annual Vehicle Revenue Hours (VRH)

Database Information

NTDID: 00103

Reporter Type: Tribal Reporter

Financial Information

Sources of Operating Funds Expended

Fare Revenues	\$0	0.0%
Local Funds	\$101,408	54.2%
State Funds	\$0	0.0%
Federal Assistance	\$85,583	45.8%
Other Funds	\$0	0.0%

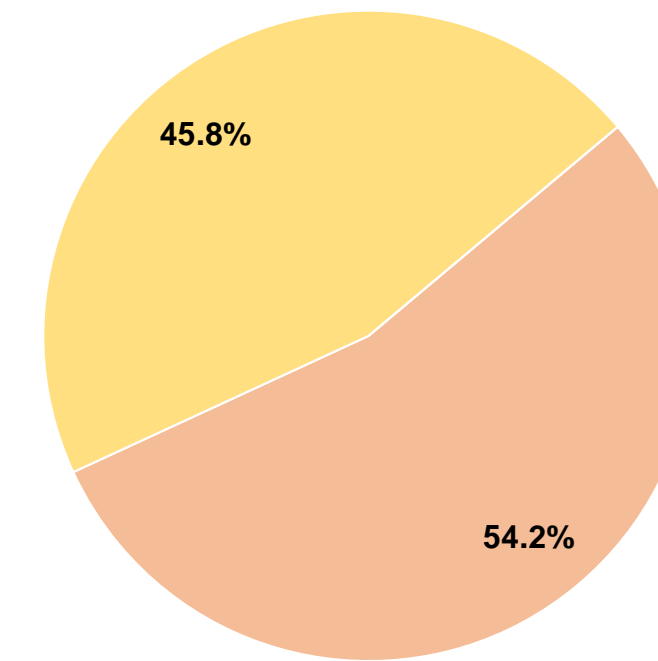
Total Operating Funds Expended \$186,991 100.0%

Sources of Capital Funds Expended

Fare Revenues	\$0
Local Funds	\$0
State Funds	\$0
Federal Assistance	\$0
Other Funds	\$0

Total Capital Funds Expended \$0

Operating Funding Sources



Modal Characteristics

Operation Characteristics

Vehicles Operated at Maximum Service

Mode	Directly Operated	Purchased Transportation	Operating Expenses	Fare Revenues	Uses of Capital Funds	Annual Unlinked Trips	Annual Vehicle Revenue Miles	Annual Vehicle Revenue Hours	Average Fleet Age in Years ¹
Bus	3	-	\$186,991	\$0	\$0	24,850	40,208	2,620	8.3
Total	3	-	\$186,991	\$0	\$0	24,850	40,208	2,620	

Performance Measures

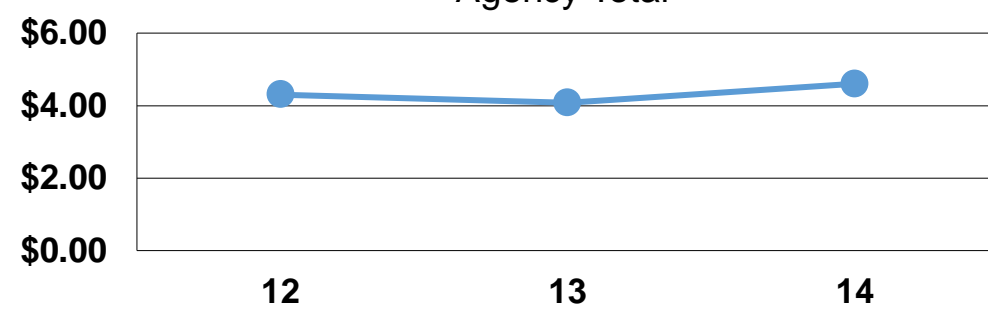
Service Efficiency

Mode	Operating Expenses per Vehicle Revenue Mile	Operating Expenses per Vehicle Revenue Hour
Bus	\$4.65	\$71.37
Total	\$4.65	\$71.37

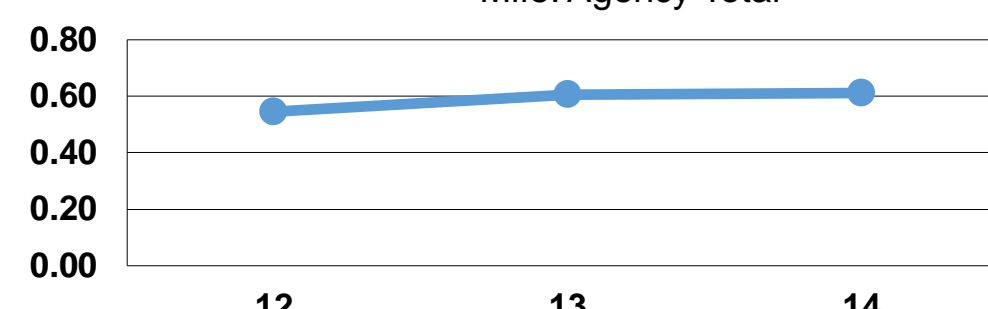
Service Effectiveness

Mode	Operating Expenses per Unlinked Passenger Trip	Unlinked Trips per Vehicle Revenue Mile	Unlinked Trips per Vehicle Revenue Hour
Bus	\$7.52	0.6	9.5
Total	\$7.52	0.6	9.5

Operating Expense per Vehicle Revenue Mile: Agency Total



Unlinked Passenger Trips per Vehicle Revenue Mile: Agency Total



Notes:

¹Demand Response - Taxi (DT) and non-dedicated fleets do not report fleet age data.