

# Confederated Tribes of the Umatilla Indian Reservation (CTUIR)

2014 Annual Agency Profile

Public Transit Program Manager: Ms. Jeanine Gordon  
 541-429-7516

## General Information

### Federally Recognized Tribal Statistical Areas

296 Umatilla Reservation and Off-Reservation Trust Land, OR

### Service Consumption

109,786 Annual Unlinked Trips (UPT)

### Service Supplied

596,380 Annual Vehicle Revenue Miles (VRM)

21,985 Annual Vehicle Revenue Hours (VRH)

### Database Information

NTDID: 00119

Reporter Type: Tribal Reporter

## Financial Information

### Sources of Operating Funds Expended

Fare Revenues	\$0	0.0%
Local Funds	\$165,026	13.4%
State Funds	\$237,540	19.3%
Federal Assistance	\$830,438	67.4%
Other Funds	\$0	0.0%

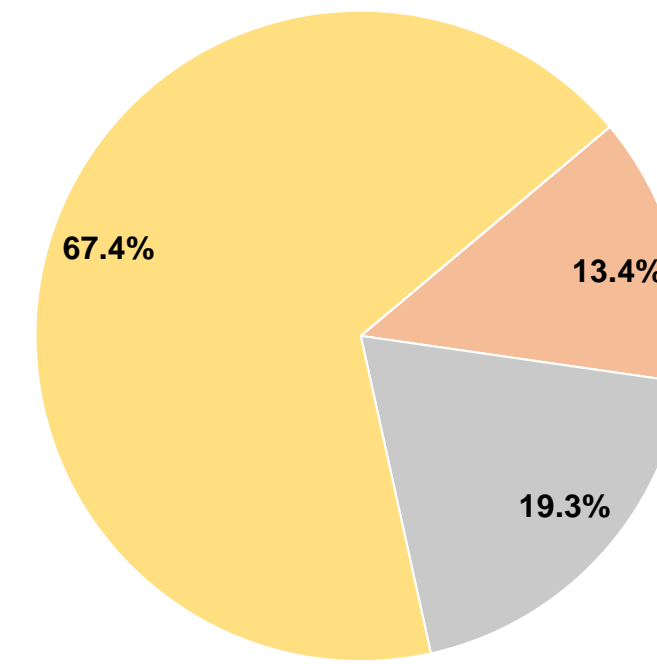
**Total Operating Funds Expended \$1,233,004 100.0%**

### Sources of Capital Funds Expended

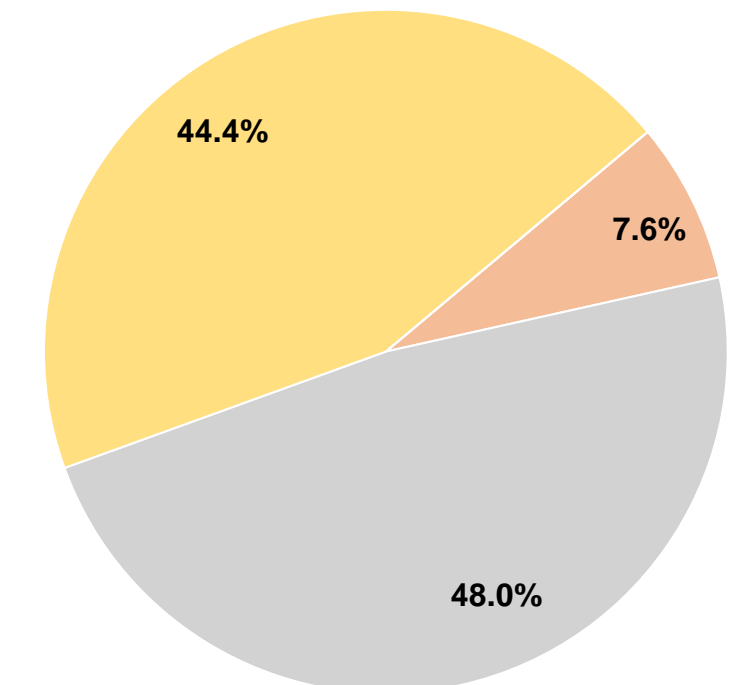
Fare Revenues	\$0	0.0%
Local Funds	\$20,000	7.6%
State Funds	\$125,845	48.0%
Federal Assistance	\$116,560	44.4%
Other Funds	\$0	0.0%

**Total Capital Funds Expended \$262,405 100.0%**

### Operating Funding Sources



### Capital Funding Sources



## Modal Characteristics

### Operation Characteristics

#### Vehicles Operated at Maximum Service

Mode	Directly Operated	Purchased Transportation	Operating Expenses	Fare Revenues	Uses of Capital Funds	Annual Unlinked Trips	Annual Vehicle Revenue Miles	Annual Vehicle Revenue Hours	Average Fleet Age in Years <sup>1</sup>
Commuter Bus	-	7	\$1,070,216	\$0	\$262,405	68,447	462,686	13,524	4.7
Demand Response - Taxi	-	4	\$70,238	\$0	\$0	8,436	77,333	5,208	
Bus	-	1	\$92,550	\$0	\$0	32,903	56,361	3,253	3.0
<b>Total</b>	<b>-</b>	<b>12</b>	<b>\$1,233,004</b>	<b>\$0</b>	<b>\$262,405</b>	<b>109,786</b>	<b>596,380</b>	<b>21,985</b>	

### Performance Measures


#### Service Efficiency

Mode	Operating Expenses per Vehicle Revenue Mile	Operating Expenses per Vehicle Revenue Hour
Commuter Bus	\$2.31	\$79.13
Demand Response - Taxi	\$0.91	\$13.49
Bus	\$1.64	\$28.45
<b>Total</b>	<b>\$2.07</b>	<b>\$56.08</b>

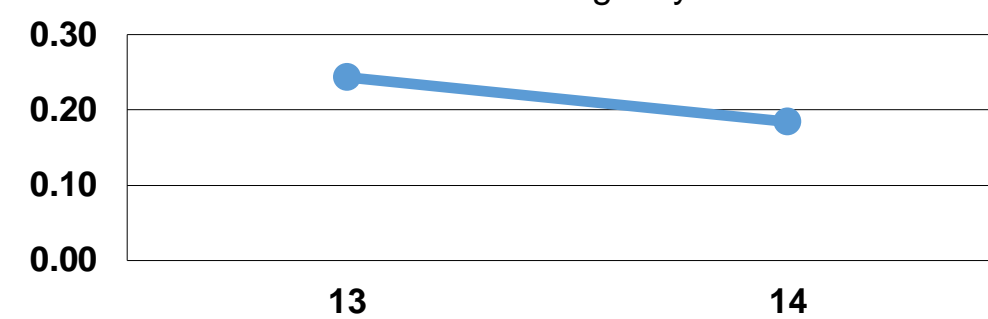
#### Service Effectiveness

Mode	Operating Expenses per Unlinked Passenger Trip	Unlinked Trips per Vehicle Revenue Mile	Unlinked Trips per Vehicle Revenue Hour
Commuter Bus	\$15.64	0.1	5.1
Demand Response - Taxi	\$8.33	0.1	1.6
Bus	\$2.81	0.6	10.1
<b>Total</b>	<b>\$11.23</b>	<b>0.2</b>	<b>5.0</b>

Operating Expense per Vehicle Revenue Mile: Agency Total



Unlinked Passenger Trips per Vehicle Revenue Mile: Agency Total



### Notes:

<sup>1</sup>Demand Response - Taxi (DT) and non-dedicated fleets do not report fleet age data.