

Manley Village Council (MVC)

2014 Annual Agency Profile

149 mile Elliott Highway
Manley Hot Springs, AK 99756

Tribal Administrator: Ms. Elizabeth Woods
907-672-3180

General Information

Federally Recognized Tribal Statistical Areas

549 Manley Hot Springs ANVSA, AK

Service Consumption

150 Annual Unlinked Trips (UPT)

Service Supplied

26,468 Annual Vehicle Revenue Miles (VRM)

1,950 Annual Vehicle Revenue Hours (VRH)

Database Information

NTDID: 00175

Reporter Type: Tribal Reporter

Financial Information

Sources of Operating Funds Expended

Fare Revenues	\$8,575	6.6%
Local Funds	\$27,596	21.2%
State Funds	\$0	0.0%
Federal Assistance	\$94,091	72.2%
Other Funds	\$0	0.0%

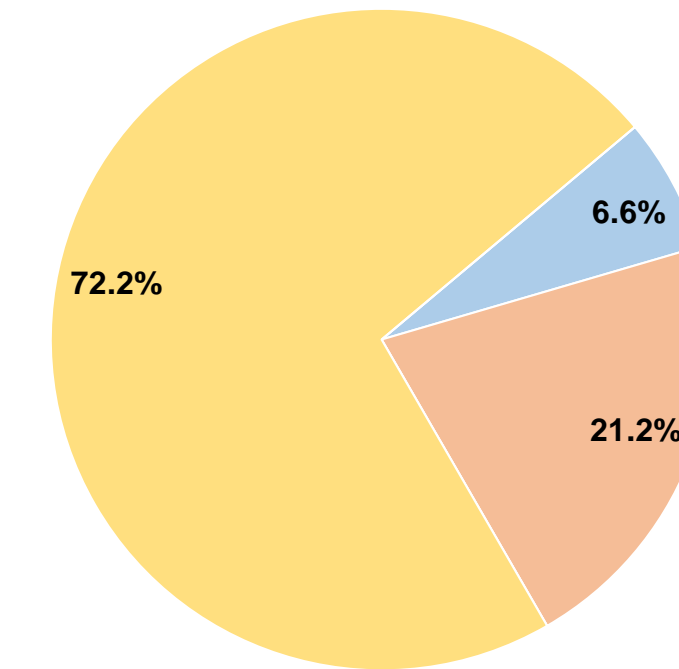
Total Operating Funds Expended \$130,262 100.0%

Sources of Capital Funds Expended

Fare Revenues	\$0
Local Funds	\$0
State Funds	\$0
Federal Assistance	\$0
Other Funds	\$0

Total Capital Funds Expended \$0

Operating Funding Sources



Modal Characteristics

Operation Characteristics

Vehicles Operated at Maximum Service

Mode	Directly Operated	Purchased Transportation	Operating Expenses	Fare Revenues	Uses of Capital Funds	Annual Unlinked Trips	Annual Vehicle Revenue Miles	Annual Vehicle Revenue Hours	Average Fleet Age in Years ¹
Bus	1	-	\$130,262	\$8,575	\$0	150	26,468	1,950	4.0
Total	1	-	\$130,262	\$8,575	\$0	150	26,468	1,950	

Performance Measures

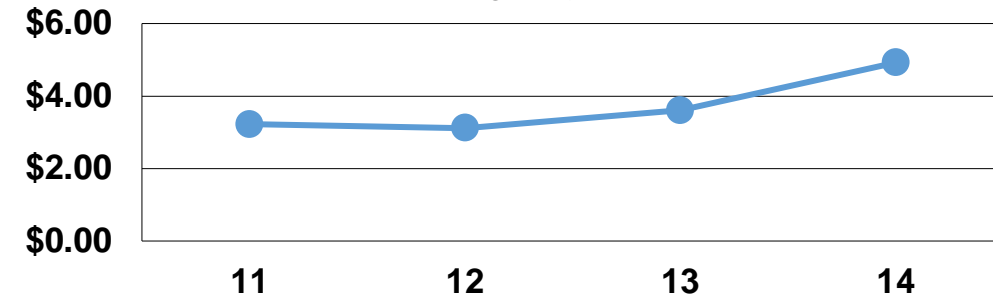
Service Efficiency

Mode	Operating Expenses per Vehicle Revenue Mile	Operating Expenses per Vehicle Revenue Hour
Bus	\$4.92	\$66.80
Total	\$4.92	\$66.80

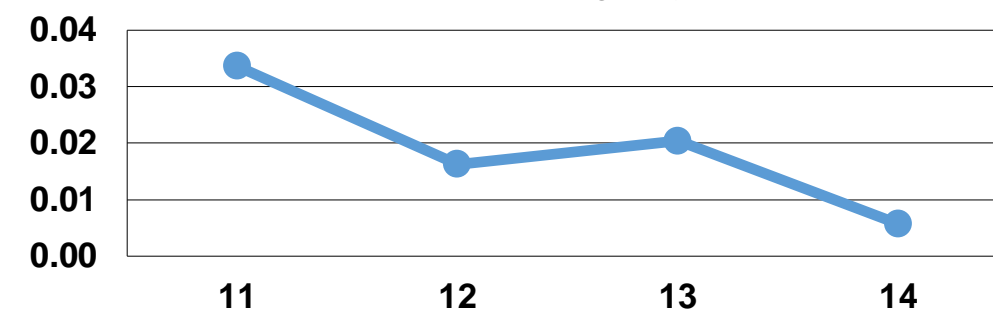
Service Effectiveness

Mode	Operating Expenses per Unlinked Passenger Trip	Unlinked Trips per Vehicle Revenue Mile	Unlinked Trips per Vehicle Revenue Hour
Bus	\$868.41	0.0	0.1
Total	\$868.41	0.0	0.1

Operating Expense per Vehicle Revenue Mile: Agency Total



Unlinked Passenger Trips per Vehicle Revenue Mile: Agency Total



Notes:

¹Demand Response - Taxi (DT) and non-dedicated fleets do not report fleet age data.