

# Confederated Tribes of Warm Springs (CTWS)

2014 Annual Agency Profile

P.O. Box C  
Warm Springs, OR 97761

Community & Economic Dev. Planner: Mr. Lonny Macy  
541-553-3509

## General Information

### Federally Recognized Tribal Statistical Areas

304 Warm Springs Reservation and Off-Reservation Trust Land, OR

### Service Consumption

4,685 Annual Unlinked Trips (UPT)

### Service Supplied

41,442 Annual Vehicle Revenue Miles (VRM)

2,293 Annual Vehicle Revenue Hours (VRH)

### Database Information

NTDID: 00231

Reporter Type: Tribal Reporter

## Financial Information

### Sources of Operating Funds Expended

Fare Revenues	\$4,108	6.5%
Local Funds	\$0	0.0%
State Funds	\$59,128	93.5%
Federal Assistance	\$0	0.0%
Other Funds	\$0	0.0%

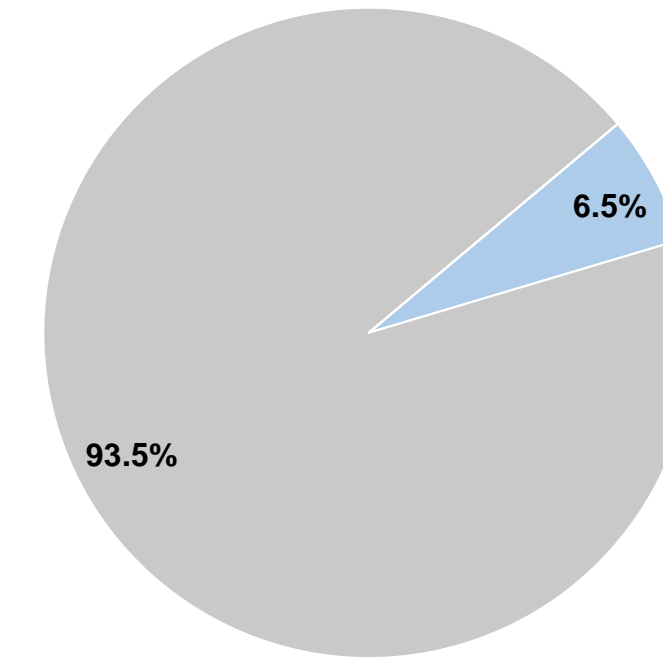
**Total Operating Funds Expended \$63,236 100.0%**

### Sources of Capital Funds Expended

Fare Revenues	\$0
Local Funds	\$0
State Funds	\$0
Federal Assistance	\$0
Other Funds	\$0

**Total Capital Funds Expended \$0**

### Operating Funding Sources



## Modal Characteristics

### Operation Characteristics

#### Vehicles Operated at Maximum Service

Mode	Directly Operated	Purchased Transportation	Operating Expenses	Fare Revenues	Uses of Capital Funds	Annual Unlinked Trips	Annual Vehicle Revenue Miles	Annual Vehicle Revenue Hours	Average Fleet Age in Years <sup>1</sup>
Bus	3	-	\$63,236	\$4,108	\$0	4,685	41,442	2,293	4.7
<b>Total</b>	<b>3</b>	<b>-</b>	<b>\$63,236</b>	<b>\$4,108</b>	<b>\$0</b>	<b>4,685</b>	<b>41,442</b>	<b>2,293</b>	

### Performance Measures

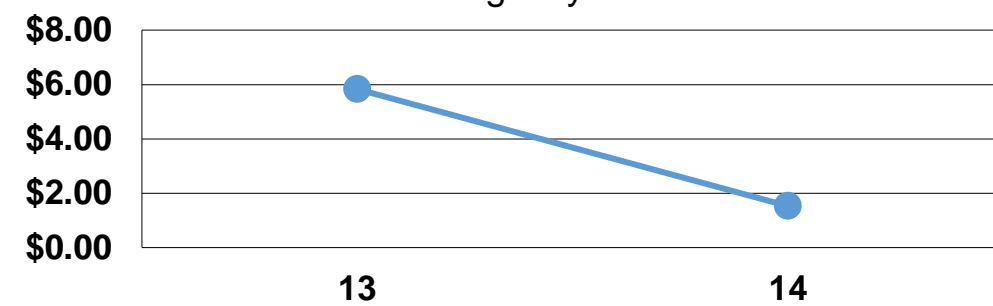
#### Service Efficiency

Mode	Operating Expenses per Vehicle Revenue Mile	Operating Expenses per Vehicle Revenue Hour
Bus	\$1.53	\$27.58
<b>Total</b>	<b>\$1.53</b>	<b>\$27.58</b>

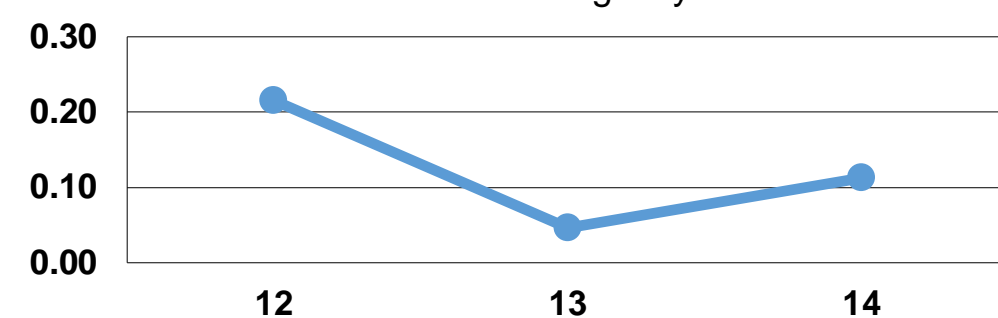
#### Service Effectiveness

Mode	Operating Expenses per Unlinked Passenger Trip	Unlinked Trips per Vehicle Revenue Mile	Unlinked Trips per Vehicle Revenue Hour
Bus	\$13.50	0.1	2.0
<b>Total</b>	<b>\$13.50</b>	<b>0.1</b>	<b>2.0</b>

Operating Expense per Vehicle Revenue Mile: Agency Total



Unlinked Passenger Trips per Vehicle Revenue Mile: Agency Total



#### Notes:

<sup>1</sup>Demand Response - Taxi (DT) and non-dedicated fleets do not report fleet age data.