

Lower Elwha Klallam Tribe (LEKT) 2014 Annual Agency Profile

General Information

Federally Recognized Tribal Statistical Areas

146 Lower Elwha Reservation and Off-Reservation Trust Land, WA

Service Consumption

478 Annual Unlinked Trips (UPT)

Service Supplied

6,078 Annual Vehicle Revenue Miles (VRM)

338 Annual Vehicle Revenue Hours (VRH)

Database Information

NTDID: 00401

Reporter Type: Tribal Reporter

Financial Information

Sources of Operating Funds Expended

Fare Revenues	\$0	0.0%
Local Funds	\$0	0.0%
State Funds	\$0	0.0%
Federal Assistance	\$17,890	100.0%
Other Funds	\$0	0.0%

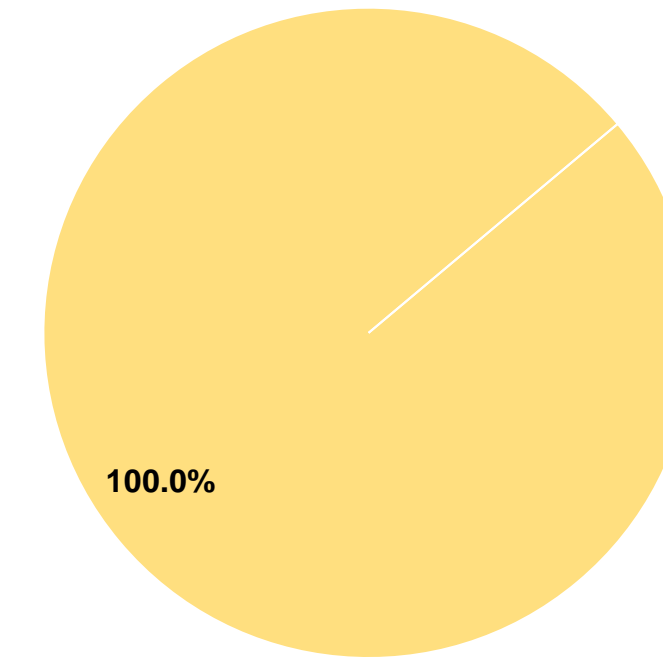
Total Operating Funds Expended \$17,890 100.0%

Sources of Capital Funds Expended

Fare Revenues	\$0
Local Funds	\$0
State Funds	\$0
Federal Assistance	\$0
Other Funds	\$0

Total Capital Funds Expended \$0

Operating Funding Sources



Modal Characteristics

Operation Characteristics

Vehicles Operated at Maximum Service

Mode	Directly Operated	Purchased Transportation	Operating Expenses	Fare Revenues	Uses of Capital Funds	Annual Unlinked Trips	Annual Vehicle Revenue Miles	Annual Vehicle Revenue Hours	Average Fleet Age in Years ¹
Bus	1	-	\$17,890	\$0	\$0	478	6,078	338	9.0
Total	1	-	\$17,890	\$0	\$0	478	6,078	338	

Performance Measures


Service Efficiency

Mode	Operating Expenses per Vehicle Revenue Mile	Operating Expenses per Vehicle Revenue Hour
Bus	\$2.94	\$52.93
Total	\$2.94	\$52.93


Service Effectiveness

Mode	Operating Expenses per Unlinked Passenger Trip	Unlinked Trips per Vehicle Revenue Mile	Unlinked Trips per Vehicle Revenue Hour
Bus	\$37.43	0.1	1.4
Total	\$37.43	0.1	1.4

Operating Expense per Vehicle Revenue Mile: Agency Total



Unlinked Passenger Trips per Vehicle Revenue Mile: Agency Total



Notes:

¹Demand Response - Taxi (DT) and non-dedicated fleets do not report fleet age data.