

South Clackamas Transportation District (SCTD)

2014 Annual Agency Profile

General Information

Service Consumption

101,934 Annual Unlinked Trips (UPT)

Service Supplied

249,672 Annual Vehicle Revenue Miles (VRM)

11,109 Annual Vehicle Revenue Hours (VRH)

Summary of Operating Expenses (OE)

\$759,137 Total Operating Expenses

Database Information

NTDID: OR02-00301

Reporter Type: Rural General Public Transit

Financial Information

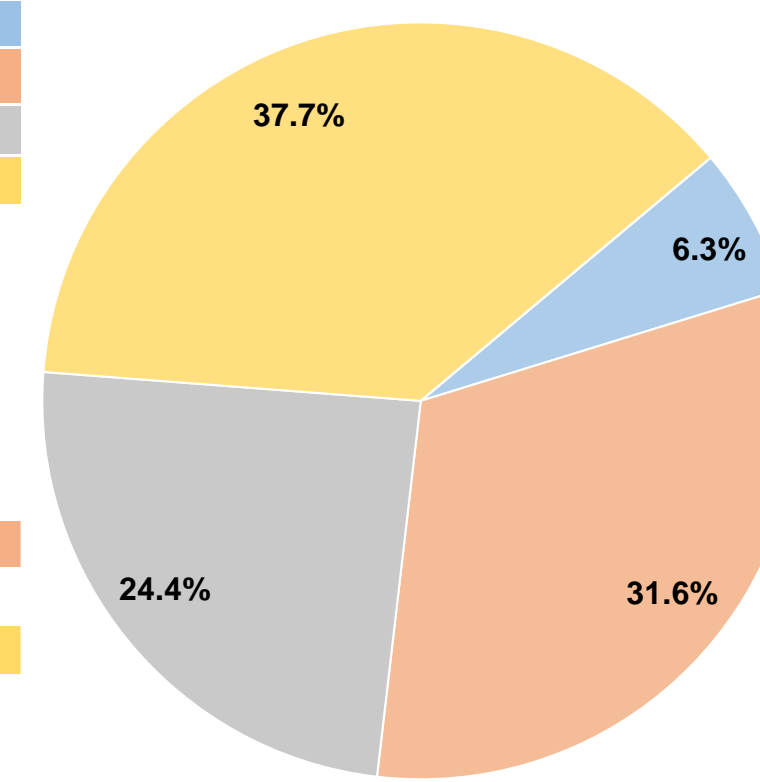
Sources of Operating Funds Expended

Fare Revenues	\$48,189	6.3%
Local Funds	\$239,961	31.6%
State Funds	\$185,008	24.4%
Federal Assistance	\$285,979	37.7%
Other Funds	\$0	0.0%
Total Operating Funds Expended	\$759,137	100.0%

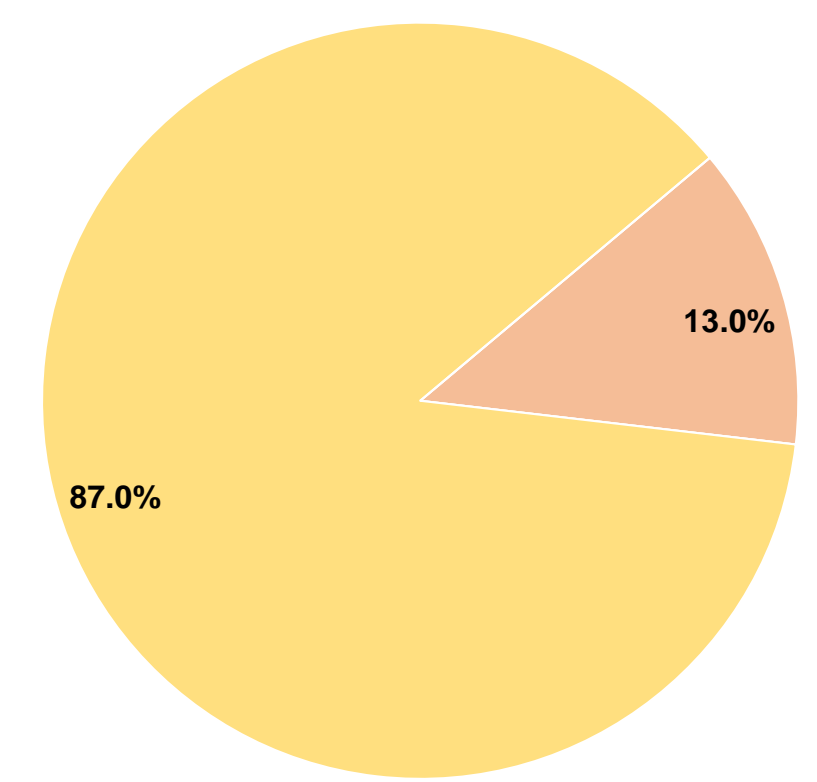
Sources of Capital Funds Expended

Fare Revenues	\$0	0.0%
Local Funds	\$11,236	13.0%
State Funds	\$0	0.0%
Federal Assistance	\$75,477	87.0%
Other Funds	\$0	0.0%
Total Capital Funds Expended	\$86,713	100.0%

Operating Funding Sources



Capital Funding Sources



Modal Characteristics

Operation Characteristics

Vehicles Operated at Maximum Service

Mode	Directly Operated	Purchased Transportation	Operating Expenses	Fare Revenues	Uses of Capital Funds	Annual Unlinked Trips	Annual Vehicle Revenue Miles	Annual Vehicle Revenue Hours
Bus	4	-	\$759,137	\$48,189	\$86,713	101,934	249,672	11,109
Total	4	-	\$759,137	\$48,189	\$86,713	101,934	249,672	11,109

Performance Measures

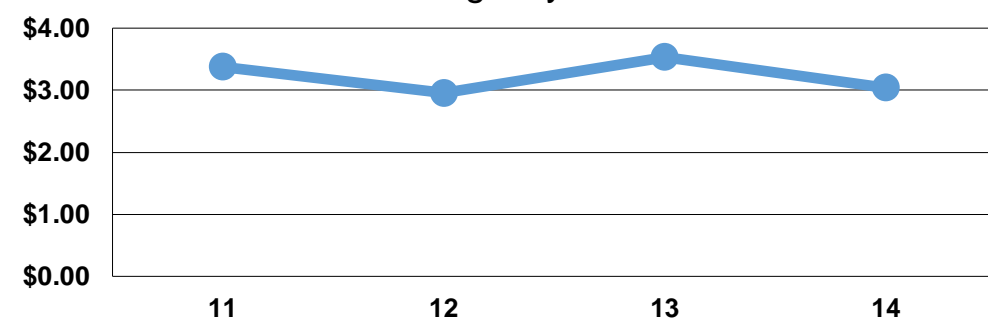
Service Efficiency

Mode	Operating Expenses per Vehicle Revenue Mile	Operating Expenses per Vehicle Revenue Hour
Bus	\$3.04	\$68.34
Total	\$3.04	\$68.34

Service Effectiveness

Mode	Operating Expenses per Unlinked Passenger Trip	Unlinked Trips per Vehicle Revenue Mile	Unlinked Trips per Vehicle Revenue Hour
Bus	\$7.45	0.4	9.2
Total	\$7.45	0.4	9.2

Operating Expense per Vehicle Revenue Mile: Agency Total



Unlinked Passenger Trips per Vehicle Revenue Mile: Agency Total

