

# Grant County Transportation District

2014 Annual Agency Profile

## General Information

## Financial Information

### Service Consumption

33,075 Annual Unlinked Trips (UPT)

### Service Supplied

148,905 Annual Vehicle Revenue Miles (VRM)

7,835 Annual Vehicle Revenue Hours (VRH)

### Summary of Operating Expenses (OE)

\$248,021 Total Operating Expenses

### Database Information

NTDID: 0R02-00313

Reporter Type: Rural General Public Transit

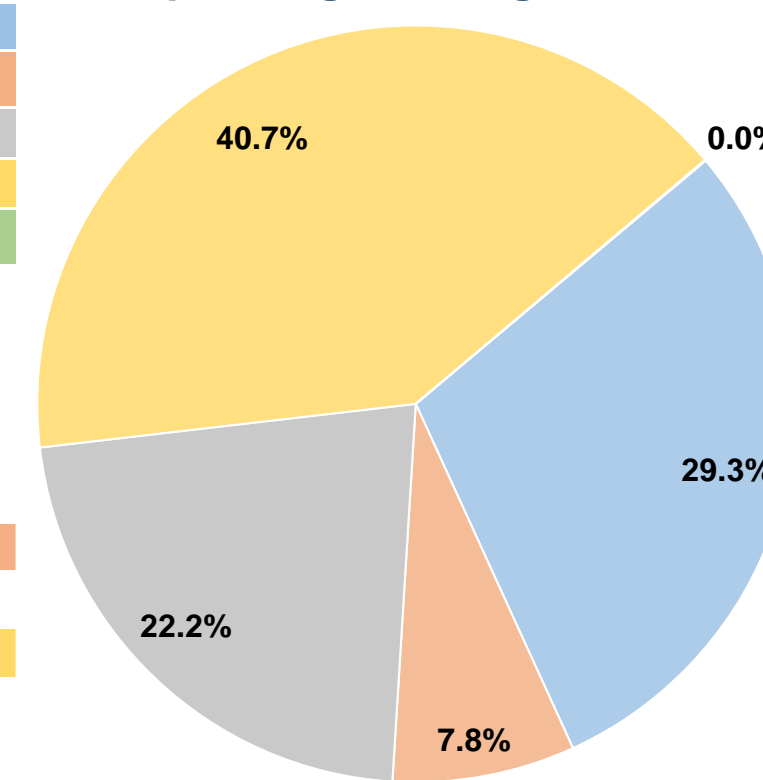
### Sources of Operating Funds Expended

Fare Revenues	\$72,655	29.3%
Local Funds	\$19,349	7.8%
State Funds	\$55,000	22.2%
Federal Assistance	\$100,922	40.7%
Other Funds	\$95	0.0%
<b>Total Operating Funds Expended</b>	<b>\$248,021</b>	<b>100.0%</b>

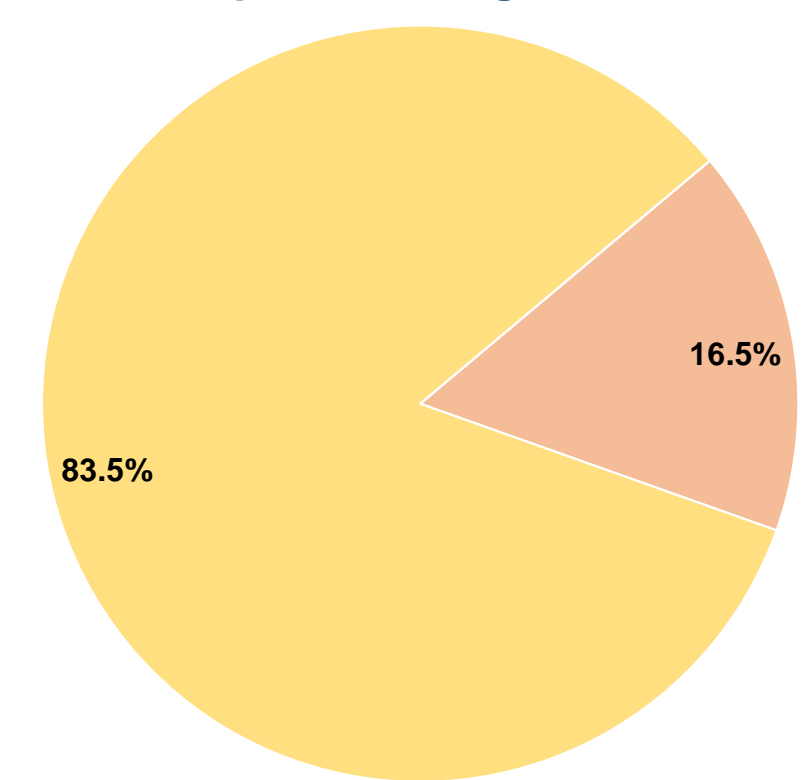
### Sources of Capital Funds Expended

Fare Revenues	\$0	0.0%
Local Funds	\$13,179	16.5%
State Funds	\$0	0.0%
Federal Assistance	\$66,463	83.5%
Other Funds	\$0	0.0%
<b>Total Capital Funds Expended</b>	<b>\$79,642</b>	<b>100.0%</b>

### Operating Funding Sources



### Capital Funding Sources



## Modal Characteristics

### Operation Characteristics

#### Vehicles Operated at Maximum Service

Mode	Directly Operated	Purchased Transportation	Operating Expenses	Fare Revenues	Uses of Capital Funds	Annual Unlinked Trips	Annual Vehicle Revenue Miles	Annual Vehicle Revenue Hours
Demand Response	6	-	\$198,417	\$58,067	\$74,833	31,862	98,204	5,587
Bus	1	-	\$49,604	\$14,588	\$4,809	1,213	50,701	2,248
<b>Total</b>	<b>7</b>	<b>-</b>	<b>\$248,021</b>	<b>\$72,655</b>	<b>\$79,642</b>	<b>33,075</b>	<b>148,905</b>	<b>7,835</b>

### Performance Measures


#### Service Efficiency

Mode	Operating Expenses per Vehicle Revenue Mile	Operating Expenses per Vehicle Revenue Hour
Demand Response	\$2.02	\$35.51
Bus	\$0.98	\$22.07
<b>Total</b>	<b>\$1.67</b>	<b>\$31.66</b>

#### Service Effectiveness

Mode	Operating Expenses per Unlinked Passenger Trip	Unlinked Trips per Vehicle Revenue Mile	Unlinked Trips per Vehicle Revenue Hour
Demand Response	\$6.23	0.3	5.7
Bus	\$40.89	0.0	0.5
<b>Total</b>	<b>\$7.50</b>	<b>0.2</b>	<b>4.2</b>

Operating Expense per Vehicle Revenue Mile: Agency Total



Unlinked Passenger Trips per Vehicle Revenue Mile: Agency Total

