

Sunset Empire Transportation District (SETD)

2014 Annual Agency Profile

General Information

Service Consumption

182,253 Annual Unlinked Trips (UPT)

Service Supplied

414,140 Annual Vehicle Revenue Miles (VRM)

19,763 Annual Vehicle Revenue Hours (VRH)

Summary of Operating Expenses (OE)

\$1,687,084 Total Operating Expenses

Database Information

NTDID: 0R02-00331

Reporter Type: Rural General Public Transit

Financial Information

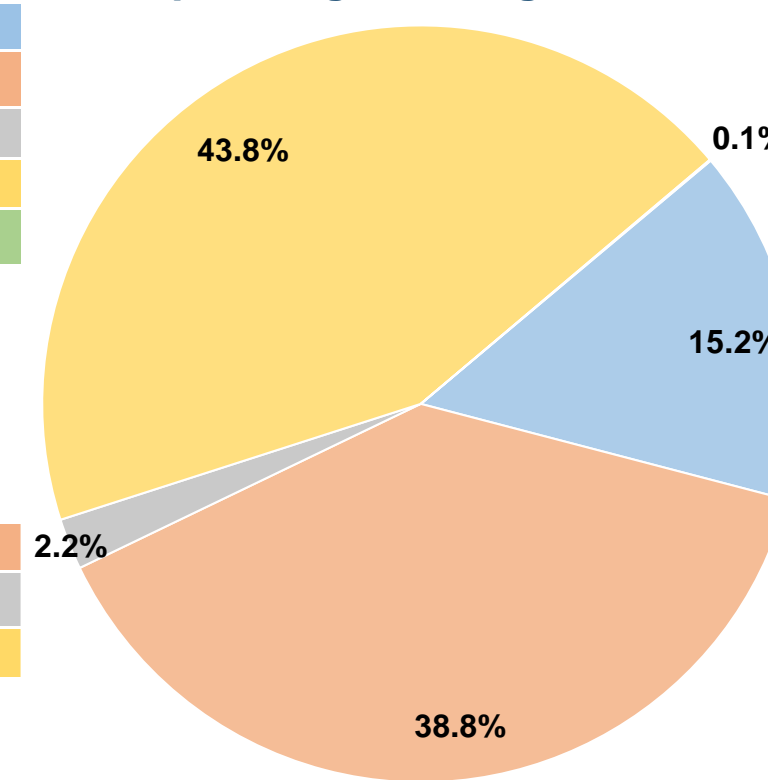
Sources of Operating Funds Expended

Fare Revenues	\$256,138	15.2%
Local Funds	\$654,460	38.8%
State Funds	\$36,810	2.2%
Federal Assistance	\$738,809	43.8%
Other Funds	\$867	0.1%
Total Operating Funds Expended	\$1,687,084	100.0%

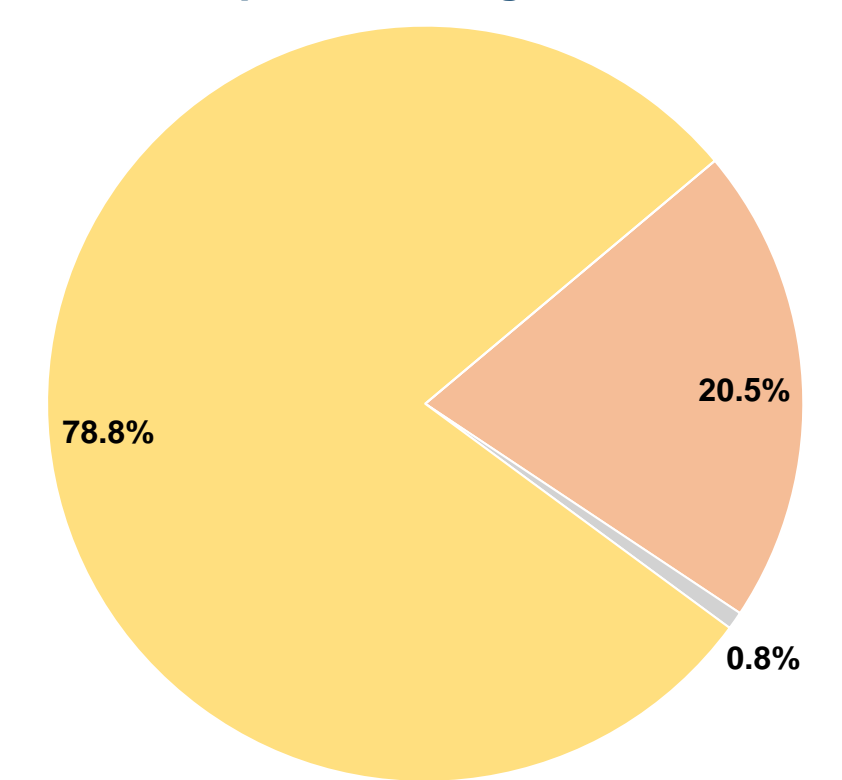
Sources of Capital Funds Expended

Fare Revenues	\$0	0.0%
Local Funds	\$80,662	20.5%
State Funds	\$3,000	0.8%
Federal Assistance	\$310,707	78.8%
Other Funds	\$0	0.0%
Total Capital Funds Expended	\$394,369	100.0%

Operating Funding Sources



Capital Funding Sources



Modal Characteristics

Operation Characteristics

Vehicles Operated at Maximum Service

Mode	Directly Operated	Purchased Transportation	Operating Expenses	Fare Revenues	Uses of Capital Funds	Annual Unlinked Trips	Annual Vehicle Revenue Miles	Annual Vehicle Revenue Hours
Commuter Bus	3	-	\$438,237	\$66,596	\$102,457	16,283	107,577	3,628
Demand Response	3	-	\$221,508	\$33,298	\$51,781	6,292	54,375	3,759
Bus	11	-	\$1,027,339	\$156,244	\$240,131	159,678	252,188	12,376
Total	17	-	\$1,687,084	\$256,138	\$394,369	182,253	414,140	19,763

Performance Measures


Service Efficiency

Mode	Operating Expenses per Vehicle Revenue Mile	Operating Expenses per Vehicle Revenue Hour
Commuter Bus	\$4.07	\$120.79
Demand Response	\$4.07	\$58.93
Bus	\$4.07	\$83.01
Total	\$4.07	\$85.37

Service Effectiveness

Mode	Operating Expenses per Unlinked Passenger Trip	Unlinked Trips per Vehicle Revenue Mile	Unlinked Trips per Vehicle Revenue Hour
Commuter Bus	\$26.91	0.2	4.5
Demand Response	\$35.20	0.1	1.7
Bus	\$6.43	0.6	12.9
Total	\$9.26	0.4	9.2

Operating Expense per Vehicle Revenue Mile: Agency Total



Unlinked Passenger Trips per Vehicle Revenue Mile: Agency Total

