

General Information

Financial Information

Service Consumption

1,267,090 Annual Unlinked Trips (UPT)

Service Supplied

3,070,095 Annual Vehicle Revenue Miles (VRM)

121,993 Annual Vehicle Revenue Hours (VRH)

Summary of Operating Expenses (OE)

\$10,730,498 Total Operating Expenses

Database Information

NTDID: 0R03-00298

Reporter Type: Rural General Public Transit

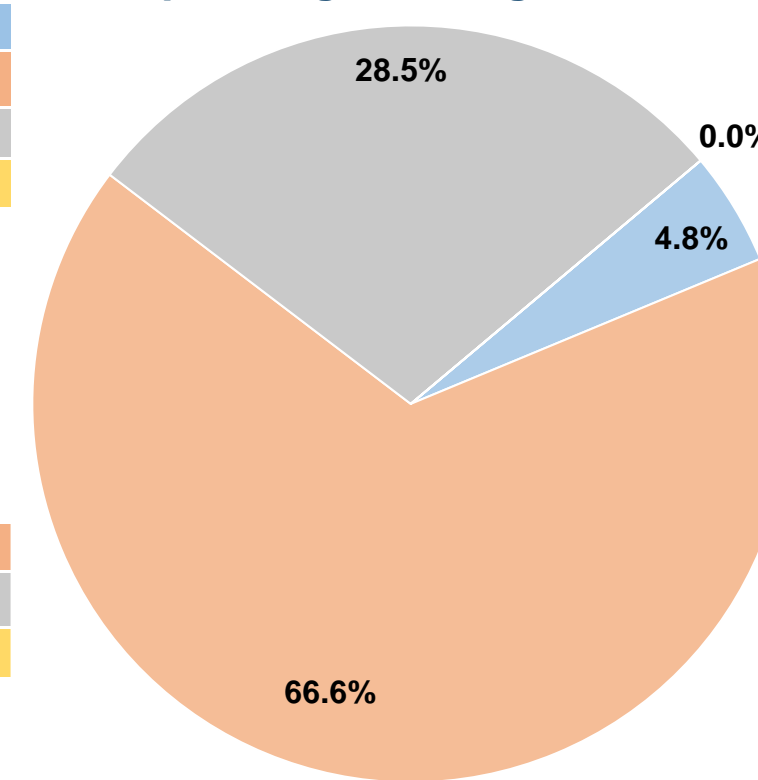
Sources of Operating Funds Expended

Fare Revenues	\$520,366	4.8%
Local Funds	\$7,148,368	66.6%
State Funds	\$3,061,124	28.5%
Federal Assistance	\$640	0.0%
Other Funds	\$0	0.0%
Total Operating Funds Expended	\$10,730,498	100.0%

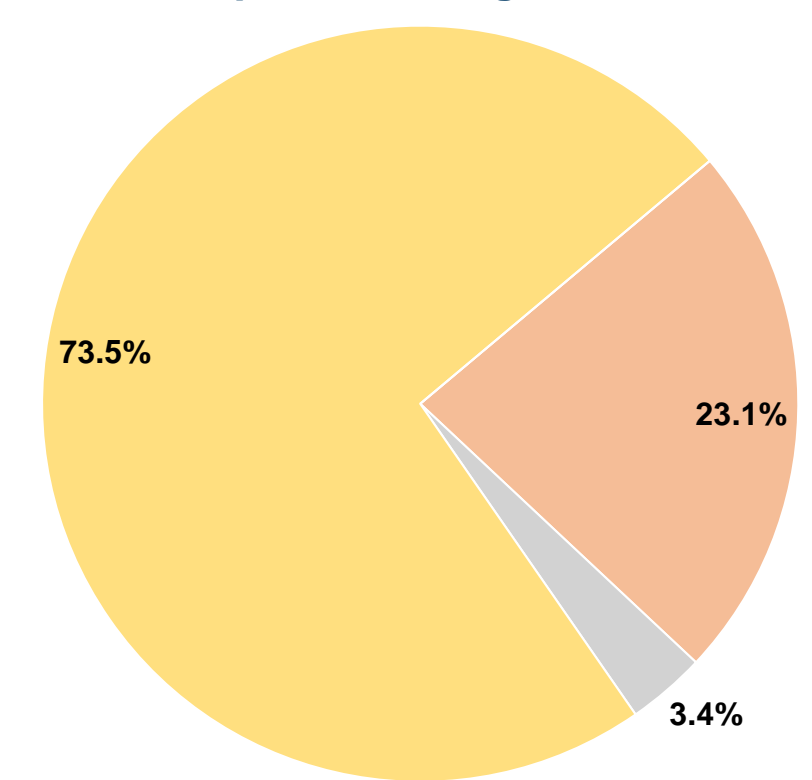
Sources of Capital Funds Expended

Fare Revenues	\$0	0.0%
Local Funds	\$93,577	23.1%
State Funds	\$13,631	3.4%
Federal Assistance	\$297,905	73.5%
Other Funds	\$0	0.0%
Total Capital Funds Expended	\$405,113	100.0%

Operating Funding Sources



Capital Funding Sources



Modal Characteristics

Operation Characteristics

Vehicles Operated at Maximum Service

Mode	Directly Operated	Purchased Transportation	Operating Expenses	Fare Revenues	Uses of Capital Funds	Annual Unlinked Trips	Annual Vehicle Revenue Miles	Annual Vehicle Revenue Hours
Demand Response	16	-	\$2,768,469	\$0	\$104,519	61,514	363,146	28,617
Bus	30	-	\$7,200,164	\$0	\$271,831	977,348	1,500,977	52,111
Vanpool	69	-	\$761,865	\$520,366	\$28,763	228,228	1,205,972	41,265
Total	115	-	\$10,730,498	\$520,366	\$405,113	1,267,090	3,070,095	121,993

Performance Measures


Service Efficiency

Mode	Operating Expenses per Vehicle Revenue Mile	Operating Expenses per Vehicle Revenue Hour
Demand Response	\$7.62	\$96.74
Bus	\$4.80	\$138.17
Vanpool	\$0.63	\$18.46
Total	\$3.50	\$87.96

Service Effectiveness

Mode	Operating Expenses per Unlinked Passenger Trip	Unlinked Trips per Vehicle Revenue Mile	Unlinked Trips per Vehicle Revenue Hour
Demand Response	\$45.01	0.2	2.1
Bus	\$7.37	0.7	18.8
Vanpool	\$3.34	0.2	5.5
Total	\$8.47	0.4	10.4

Operating Expense per Vehicle Revenue Mile: Agency Total



Unlinked Passenger Trips per Vehicle Revenue Mile: Agency Total

