

White Pass Community Services Coalition (L.E.W.I.S. Mountain Highway Transit)

P O Box 789
Morton, WA 98356

2014 Annual Agency Profile

Director: Mr. Brian Lagerberg
360-705-7878

General Information

Service Consumption

8,620 Annual Unlinked Trips (UPT)

Service Supplied

124,378 Annual Vehicle Revenue Miles (VRM)
3,730 Annual Vehicle Revenue Hours (VRH)

Summary of Operating Expenses (OE)

\$342,524 Total Operating Expenses

Database Information

NTDID: 0R03-00366

Reporter Type: Rural General Public Transit

Financial Information

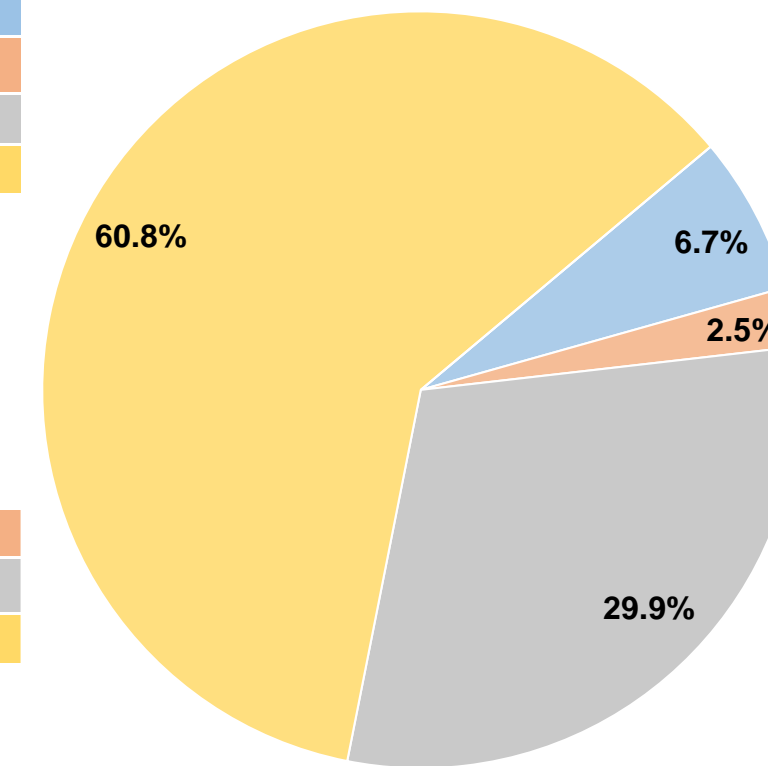
Sources of Operating Funds Expended

Fare Revenues	\$23,118	6.7%
Local Funds	\$8,705	2.5%
State Funds	\$102,531	29.9%
Federal Assistance	\$208,170	60.8%
Other Funds	\$0	0.0%
Total Operating Funds Expended	\$342,524	100.0%

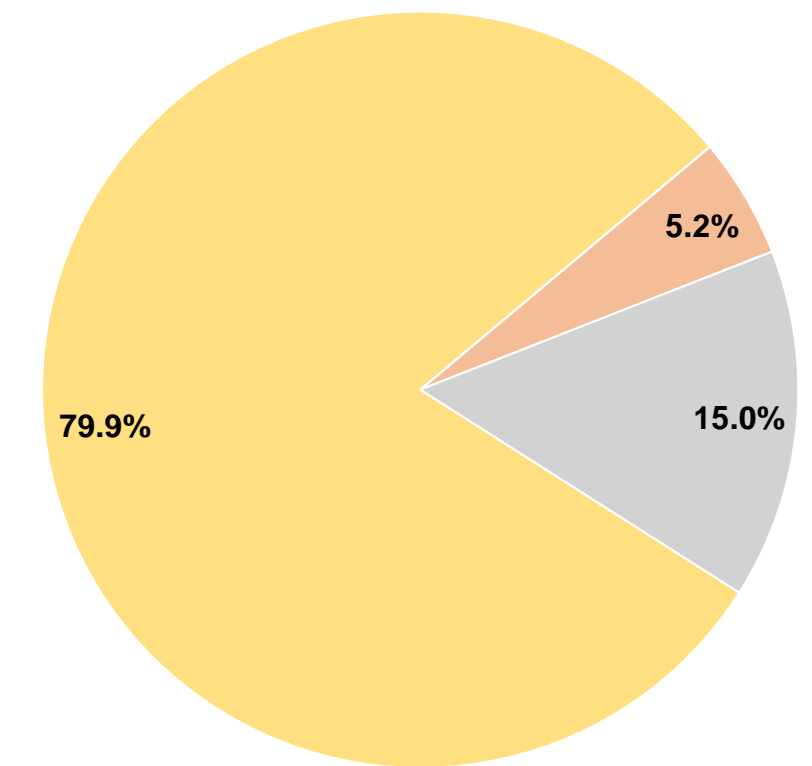
Sources of Capital Funds Expended

Fare Revenues	\$0	0.0%
Local Funds	\$4,339	5.2%
State Funds	\$12,600	15.0%
Federal Assistance	\$67,200	79.9%
Other Funds	\$0	0.0%
Total Capital Funds Expended	\$84,139	100.0%

Operating Funding Sources



Capital Funding Sources



Modal Characteristics

Operation Characteristics

Vehicles Operated at Maximum Service

Mode	Directly Operated	Purchased Transportation	Operating Expenses	Fare Revenues	Uses of Capital Funds	Annual Unlinked Trips	Annual Vehicle Revenue Miles	Annual Vehicle Revenue Hours
Bus	2	-	\$342,524	\$23,118	\$84,139	8,620	124,378	3,730
Total	2	-	\$342,524	\$23,118	\$84,139	8,620	124,378	3,730

Performance Measures

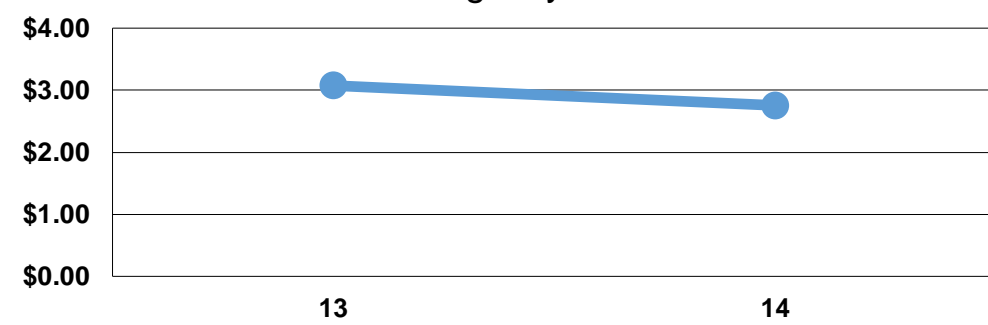
Service Efficiency

Mode	Operating Expenses per Vehicle Revenue Mile	Operating Expenses per Vehicle Revenue Hour
Bus	\$2.75	\$91.83
Total	\$2.75	\$91.83

Service Effectiveness

Mode	Operating Expenses per Unlinked Passenger Trip	Unlinked Trips per Vehicle Revenue Mile	Unlinked Trips per Vehicle Revenue Hour
Bus	\$39.74	0.1	2.3
Total	\$39.74	0.1	2.3

Operating Expense per Vehicle Revenue Mile: Agency Total



Unlinked Passenger Trips per Vehicle Revenue Mile: Agency Total

