

## General Information

### Service Consumption

10,088 Annual Unlinked Trips (UPT)

### Service Supplied

126,561 Annual Vehicle Revenue Miles (VRM)

5,482 Annual Vehicle Revenue Hours (VRH)

### Summary of Operating Expenses (OE)

\$342,021 Total Operating Expenses

### Database Information

NTDID: 0R03-00371

Reporter Type: Rural General Public Transit

## Financial Information

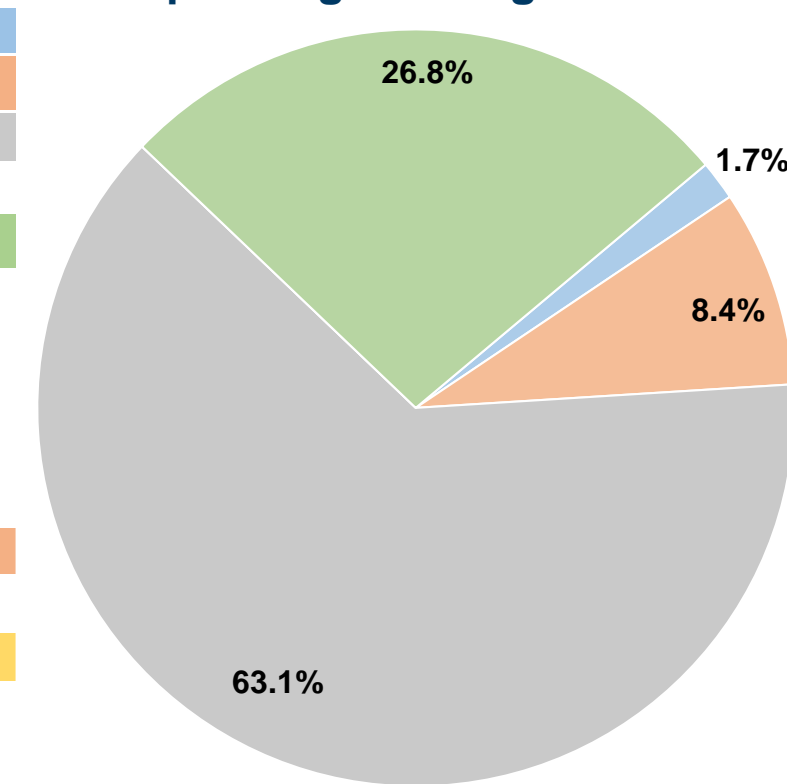
### Sources of Operating Funds Expended

Fare Revenues	\$5,800	1.7%
Local Funds	\$28,807	8.4%
State Funds	\$215,890	63.1%
Federal Assistance	\$0	0.0%
Other Funds	\$91,524	26.8%
<b>Total Operating Funds Expended</b>	<b>\$342,021</b>	<b>100.0%</b>

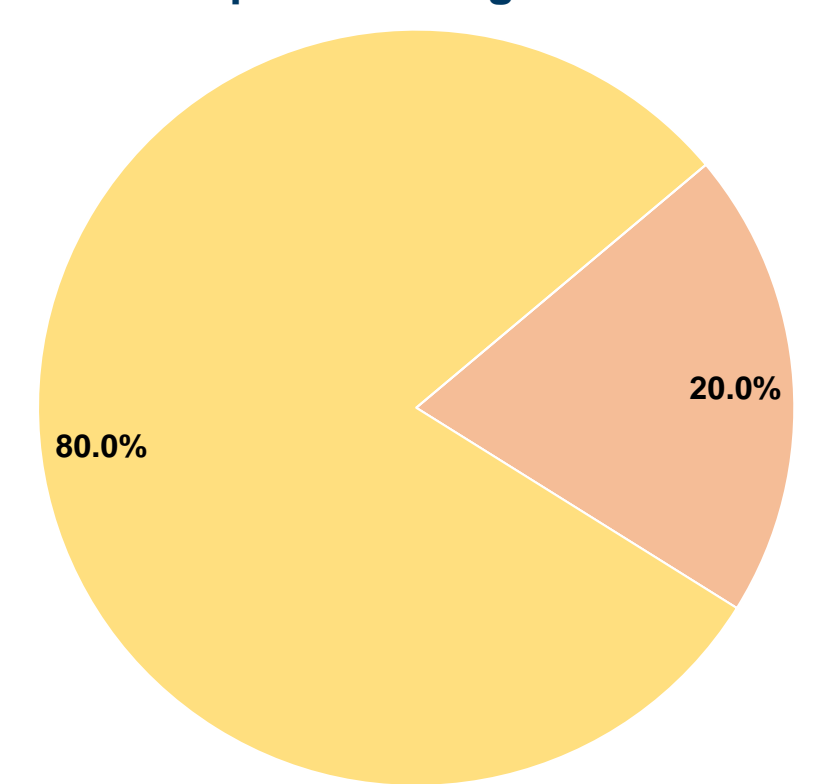
### Sources of Capital Funds Expended

Fare Revenues	\$0	0.0%
Local Funds	\$22,133	20.0%
State Funds	\$0	0.0%
Federal Assistance	\$88,531	80.0%
Other Funds	\$0	0.0%
<b>Total Capital Funds Expended</b>	<b>\$110,664</b>	<b>100.0%</b>

### Operating Funding Sources



### Capital Funding Sources



## Modal Characteristics

### Operation Characteristics

#### Vehicles Operated at Maximum Service

Mode	Directly Operated	Purchased Transportation	Operating Expenses	Fare Revenues	Uses of Capital Funds	Annual Unlinked Trips	Annual Vehicle Revenue Miles	Annual Vehicle Revenue Hours
Demand Response	1	-	\$91,525	\$0	\$41,550	1,556	45,228	1,952
Bus	4	-	\$250,496	\$5,800	\$69,114	8,532	81,333	3,530
<b>Total</b>	<b>5</b>	<b>-</b>	<b>\$342,021</b>	<b>\$5,800</b>	<b>\$110,664</b>	<b>10,088</b>	<b>126,561</b>	<b>5,482</b>

### Performance Measures


#### Service Efficiency

Mode	Operating Expenses per Vehicle Revenue Mile	Operating Expenses per Vehicle Revenue Hour
Demand Response	\$2.02	\$46.89
Bus	\$3.08	\$70.96
<b>Total</b>	<b>\$2.70</b>	<b>\$62.39</b>

#### Service Effectiveness

Mode	Operating Expenses per Unlinked Passenger Trip	Unlinked Trips per Vehicle Revenue Mile	Unlinked Trips per Vehicle Revenue Hour
Demand Response	\$58.82	0.0	0.8
Bus	\$29.36	0.1	2.4
<b>Total</b>	<b>\$33.90</b>	<b>0.1</b>	<b>1.8</b>

Operating Expense per Vehicle Revenue Mile: Agency Total



Unlinked Passenger Trips per Vehicle Revenue Mile: Agency Total

