

Coastal Community Action Program

2014 Annual Agency Profile

117 E. 3rd Street
Aberdeen, WA 98520

Director: Mr. Brian Lagerberg
360-705-7878

General Information

Service Consumption

4,796 Annual Unlinked Trips (UPT)

Service Supplied

108,742 Annual Vehicle Revenue Miles (VRM)
4,796 Annual Vehicle Revenue Hours (VRH)

Summary of Operating Expenses (OE)

\$244,485 Total Operating Expenses

Database Information

NTDID: 0R03-00398
Reporter Type: Rural General Public Transit

Financial Information

Sources of Operating Funds Expended

Fare Revenues	\$2,323	1.0%
Local Funds	\$2,741	1.1%
State Funds	\$228,329	93.4%
Federal Assistance	\$0	0.0%
Other Funds	\$11,092	4.5%
Total Operating Funds Expended	\$244,485	100.0%

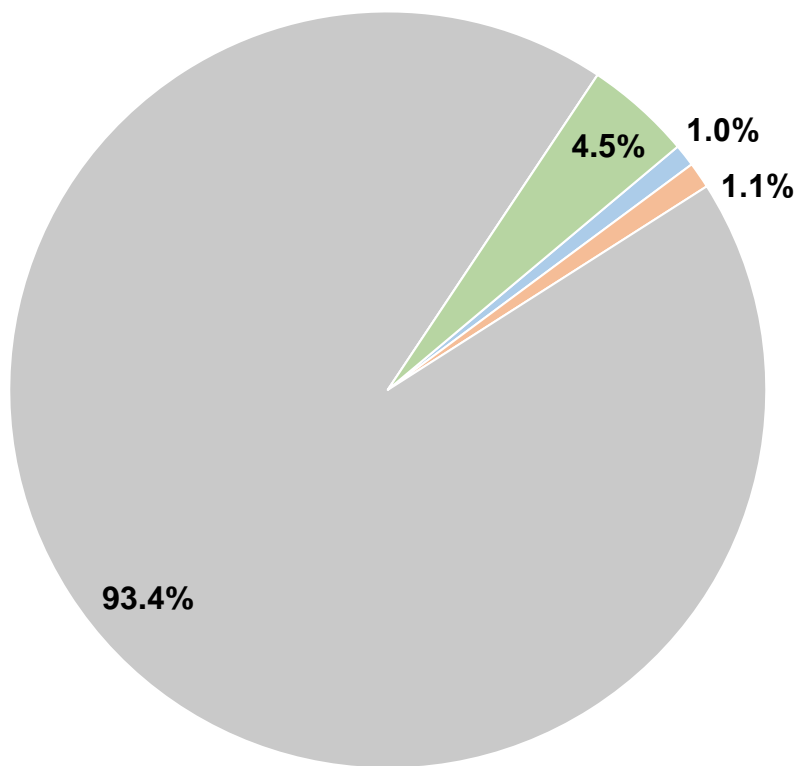
Total Operating Funds Expended

Sources of Capital Funds Expended

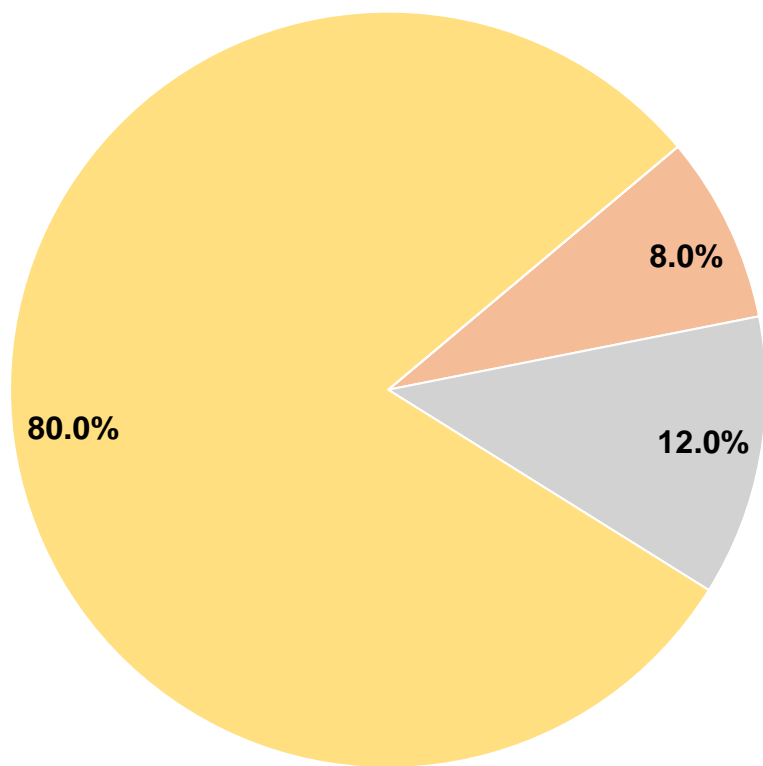
Fare Revenues	\$0	0.0%
Local Funds	\$3,784	8.0%
State Funds	\$5,677	12.0%
Federal Assistance	\$37,842	80.0%
Other Funds	\$0	0.0%
Total Capital Funds Expended	\$47,303	100.0%

Total Capital Funds Expended

Operating Funding Sources



Capital Funding Sources



Modal Characteristics

Operation Characteristics

Vehicles Operated at Maximum Service

Mode	Directly Operated	Purchased Transportation	Operating Expenses	Fare Revenues	Uses of Capital Funds	Annual Unlinked Trips	Annual Vehicle Revenue Miles	Annual Vehicle Revenue Hours
Demand Response	3	-	\$244,485	\$2,323	\$47,303	4,796	108,742	4,796
Total	3	-	\$244,485	\$2,323	\$47,303	4,796	108,742	4,796

Performance Measures


Service Efficiency

Mode	Operating Expenses per Vehicle Revenue Mile	Operating Expenses per Vehicle Revenue Hour
Demand Response	\$2.25	\$50.98
Total	\$2.25	\$50.98

Service Effectiveness

Mode	Operating Expenses per Unlinked Passenger Trip	Unlinked Trips per Vehicle Revenue Mile	Unlinked Trips per Vehicle Revenue Hour
Demand Response	\$50.98	0.0	1.0
Total	\$50.98	0.0	1.0

Operating Expense per Vehicle Revenue Mile: Agency Total



Unlinked Passenger Trips per Vehicle Revenue Mile: Agency Total

