

General Information

Urbanized Area (UZA) Statistics - 2010 Census

Lewiston, ME
 35 Square Miles
 59,397 Population
 446 Pop. Rank out of 498 UZAs

Service Area Statistics

19 Square Miles
 46,052 Population

Service Consumption

383,200 Annual Unlinked Trips (UPT)

Service Supplied

256,736 Annual Vehicle Revenue Miles (VRM)
 20,610 Annual Vehicle Revenue Hours (VRH)

Database Information

NTDID: 10015

Reporter Type: Small Systems Reporter

Financial Information

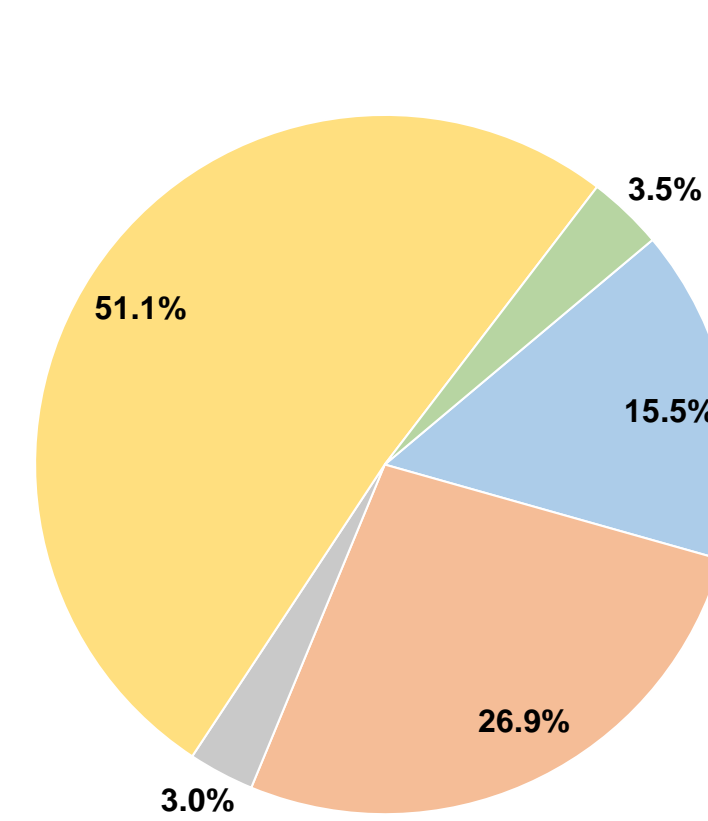
Sources of Operating Funds Expended

Fare Revenues	\$243,929	15.5%
Local Funds	\$422,906	26.9%
State Funds	\$47,998	3.0%
Federal Assistance	\$804,811	51.1%
Other Funds	\$55,094	3.5%
Total Operating Funds Expended	\$1,574,738	100.0%

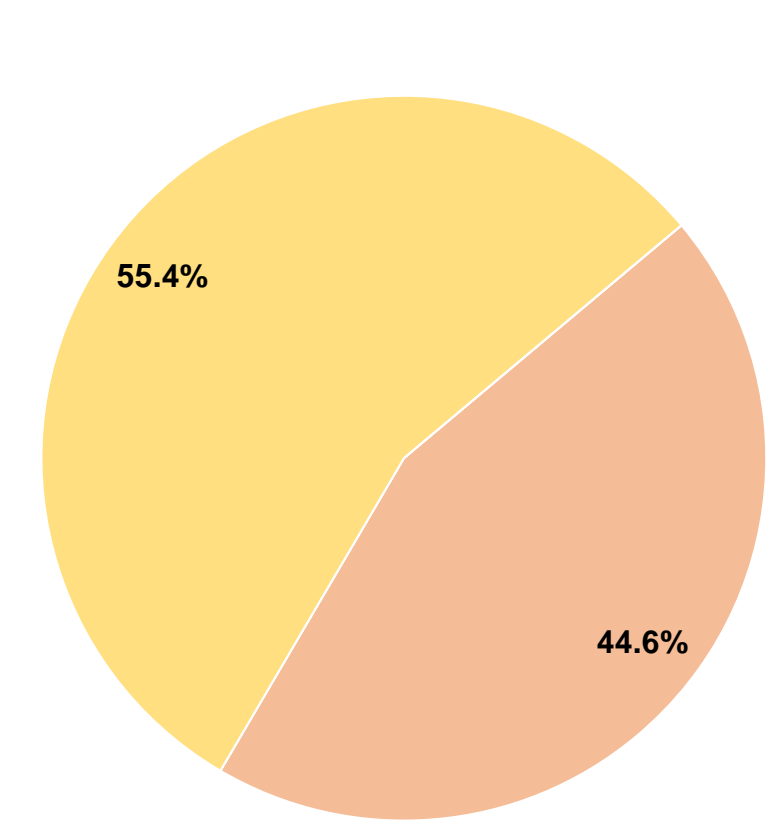
Sources of Capital Funds Expended

Fare Revenues	\$0	0.0%
Local Funds	\$14,455	44.6%
State Funds	\$0	0.0%
Federal Assistance	\$17,985	55.4%
Other Funds	\$0	0.0%
Total Capital Funds Expended	\$32,440	100.0%

Operating Funding Sources



Capital Funding Sources



Modal Characteristics

Operation Characteristics

Vehicles Operated at Maximum Service

Mode	Directly Operated	Purchased Transportation	Operating Expenses	Fare Revenues	Uses of Capital Funds	Annual Unlinked Trips	Annual Vehicle Revenue Miles	Annual Vehicle Revenue Hours	Average Fleet Age in Years ¹
Demand Response	-	3	\$155,603	\$31,008	\$0	10,336	27,029	2,253	
Bus	-	7	\$1,419,135	\$212,921	\$32,440	372,864	229,707	18,357	9.5
Total	-	10	\$1,574,738	\$243,929	\$32,440	383,200	256,736	20,610	

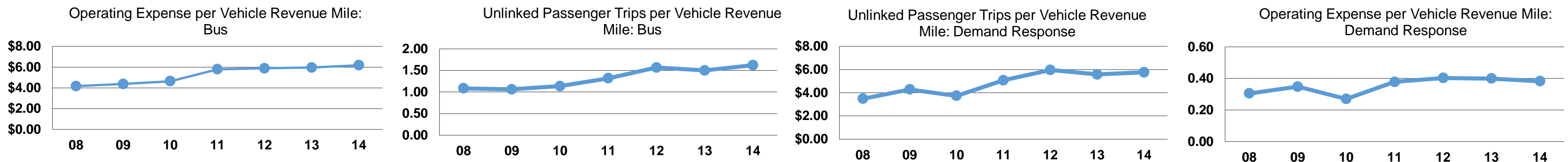
Performance Measures

Service Efficiency

Mode	Operating Expenses per Vehicle Revenue Mile	Operating Expenses per Vehicle Revenue Hour
Demand Response	\$5.76	\$69.06
Bus	\$6.18	\$77.31
Total	\$6.13	\$76.41

Service Effectiveness

Mode	Operating Expenses per Unlinked Passenger Trip	Unlinked Trips per Vehicle Revenue Mile	Unlinked Trips per Vehicle Revenue Hour
Demand Response	\$15.05	0.4	4.6
Bus	\$3.81	1.6	20.3
Total	\$4.11	1.5	18.6



Notes:

¹Demand Response - Taxi (DT) and non-dedicated fleets do not report fleet age data.

*This agency has a purchased transportation relationship in which they buy service from Western Maine Transportation Services, Inc. (NTDID: 10098), and in which the data are captured in this report for mode MB/PT.

*This agency has a purchased transportation relationship in which they buy service from Western Maine Transportation Services, Inc. (NTDID: 10098), and in which the data are captured in this report for mode DR/PT.