

## General Information

### Service Consumption

1,238,482 Annual Unlinked Trips (UPT)

### Service Supplied

1,215,339 Annual Vehicle Revenue Miles (VRM)  
69,149 Annual Vehicle Revenue Hours (VRH)

### Summary of Operating Expenses (OE)

\$4,593,529 Total Operating Expenses

### Database Information

NTDID: 1R02-10145

Reporter Type: Rural General Public Transit

## Financial Information

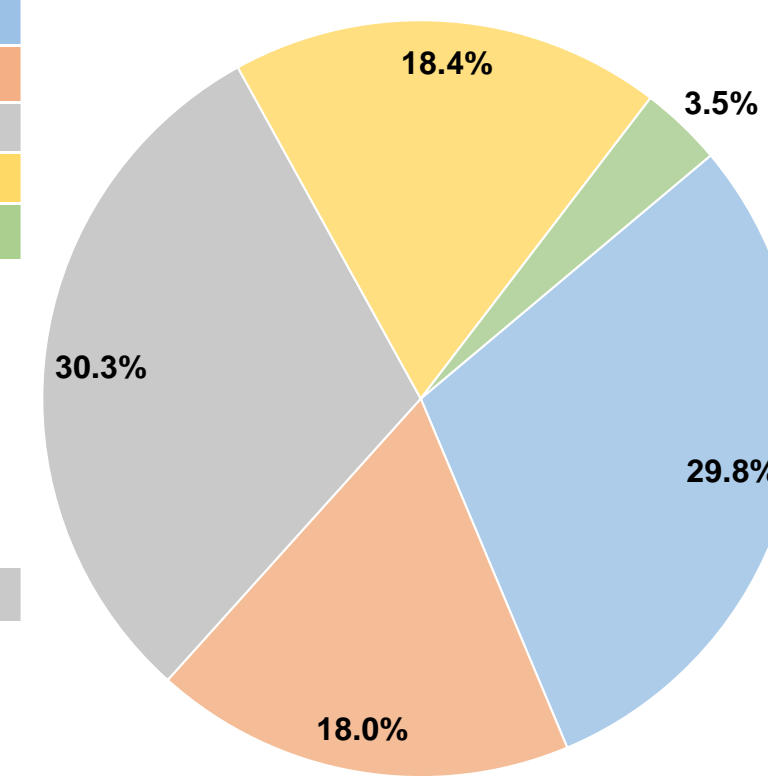
### Sources of Operating Funds Expended

Fare Revenues	\$1,368,200	29.8%
Local Funds	\$826,105	18.0%
State Funds	\$1,392,355	30.3%
Federal Assistance	\$845,750	18.4%
Other Funds	\$161,119	3.5%
<b>Total Operating Funds Expended</b>	<b>\$4,593,529</b>	<b>100.0%</b>

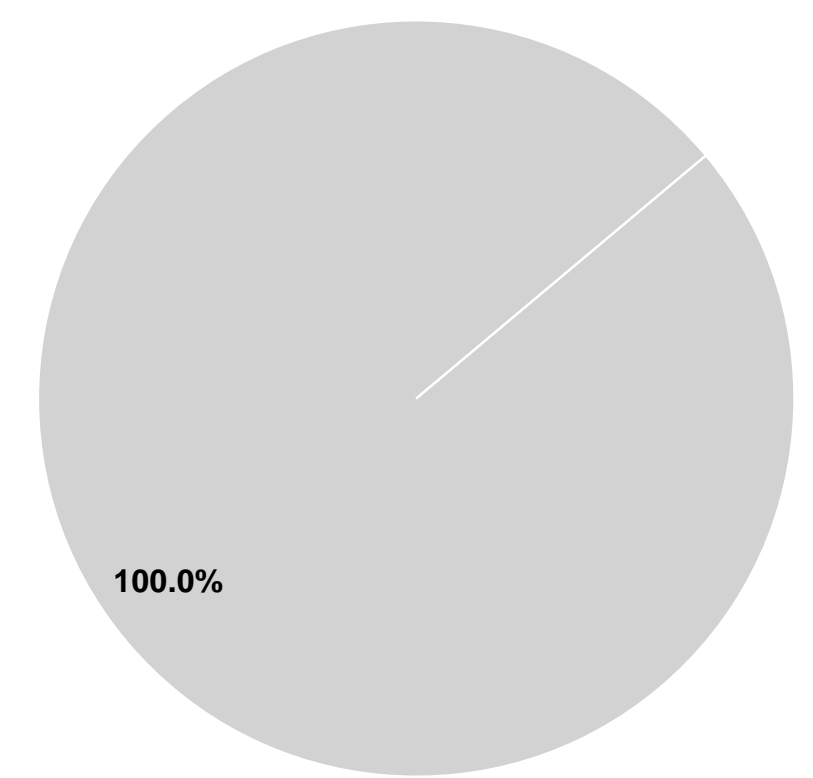
### Sources of Capital Funds Expended

Fare Revenues	\$0	0.0%
Local Funds	\$0	0.0%
State Funds	\$760,619	100.0%
Federal Assistance	\$0	0.0%
Other Funds	\$0	0.0%
<b>Total Capital Funds Expended</b>	<b>\$760,619</b>	<b>100.0%</b>

### Operating Funding Sources



### Capital Funding Sources



## Modal Characteristics

### Operation Characteristics

#### Vehicles Operated at Maximum Service

Mode	Directly Operated	Purchased Transportation	Operating Expenses	Fare Revenues	Uses of Capital Funds	Annual Unlinked Trips	Annual Vehicle Revenue Miles	Annual Vehicle Revenue Hours
Demand Response	3	-	\$518,171	\$0	\$58,119	13,895	87,336	5,573
Bus	6	-	\$4,075,358	\$1,368,200	\$702,500	1,224,587	1,128,003	63,576
<b>Total</b>	<b>9</b>	<b>-</b>	<b>\$4,593,529</b>	<b>\$1,368,200</b>	<b>\$760,619</b>	<b>1,238,482</b>	<b>1,215,339</b>	<b>69,149</b>

### Performance Measures


#### Service Efficiency

Mode	Operating Expenses per Vehicle Revenue Mile	Operating Expenses per Vehicle Revenue Hour
Demand Response	\$5.93	\$92.98
Bus	\$3.61	\$64.10
<b>Total</b>	<b>\$3.78</b>	<b>\$66.43</b>

#### Service Effectiveness

Mode	Operating Expenses per Unlinked Passenger Trip	Unlinked Trips per Vehicle Revenue Mile	Unlinked Trips per Vehicle Revenue Hour
Demand Response	\$37.29	0.2	2.5
Bus	\$3.33	1.1	19.3
<b>Total</b>	<b>\$3.71</b>	<b>1.0</b>	<b>17.9</b>

Operating Expense per Vehicle Revenue Mile: Agency Total



Unlinked Passenger Trips per Vehicle Revenue Mile: Agency Total

