

WALDO COMMUNITY ACTION PARTNERS (WCAP)

2014 Annual Agency Profile

General Information

Financial Information

Service Consumption

47,597 Annual Unlinked Trips (UPT)

Service Supplied

609,872 Annual Vehicle Revenue Miles (VRM)

34,240 Annual Vehicle Revenue Hours (VRH)

Summary of Operating Expenses (OE)

\$1,042,872 Total Operating Expenses

Database Information

NTDID: 1R03-10169

Reporter Type: Rural General Public Transit

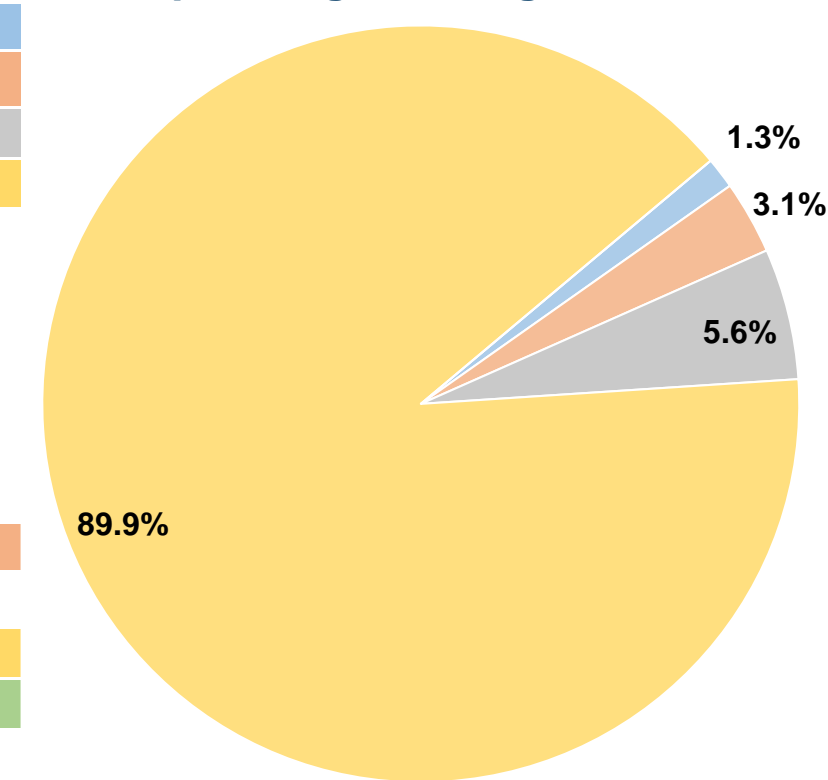
Sources of Operating Funds Expended

Fare Revenues	\$13,917	1.3%
Local Funds	\$32,675	3.1%
State Funds	\$58,425	5.6%
Federal Assistance	\$937,855	89.9%
Other Funds	\$0	0.0%
Total Operating Funds Expended	\$1,042,872	100.0%

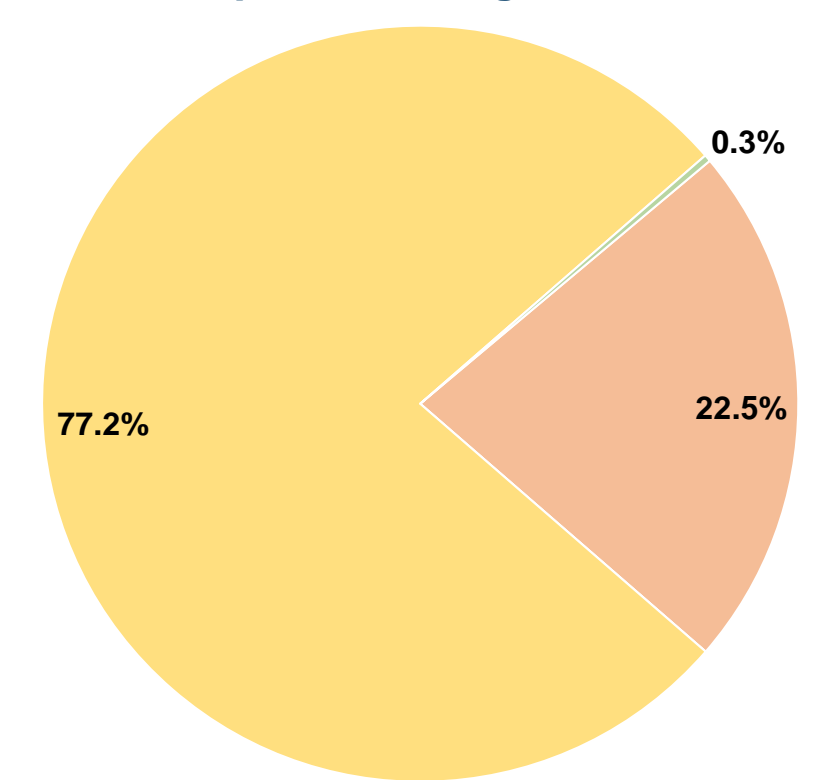
Sources of Capital Funds Expended

Fare Revenues	\$0	0.0%
Local Funds	\$49,487	22.5%
State Funds	\$0	0.0%
Federal Assistance	\$169,896	77.2%
Other Funds	\$641	0.3%
Total Capital Funds Expended	\$220,024	100.0%

Operating Funding Sources



Capital Funding Sources



Modal Characteristics

Operation Characteristics

Vehicles Operated at Maximum Service

Mode	Directly Operated	Purchased Transportation	Operating Expenses	Fare Revenues	Uses of Capital Funds	Annual Unlinked Trips	Annual Vehicle Revenue Miles	Annual Vehicle Revenue Hours
Demand Response	20	-	\$1,042,872	\$13,917	\$220,024	47,597	609,872	34,240
Total	20	-	\$1,042,872	\$13,917	\$220,024	47,597	609,872	34,240

Performance Measures

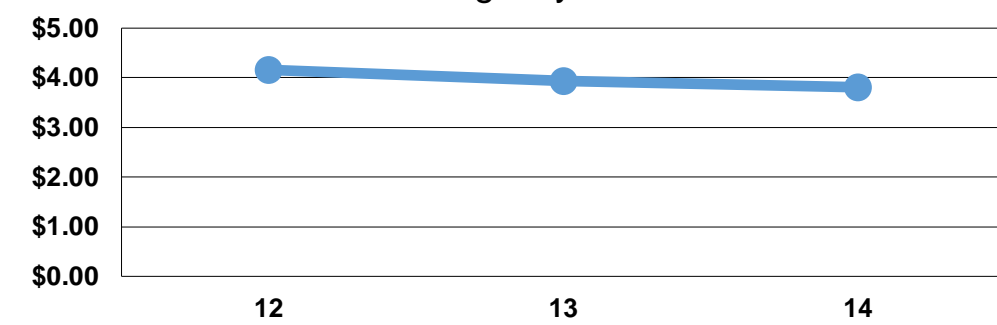
Service Efficiency

Mode	Operating Expenses per Vehicle Revenue Mile	Operating Expenses per Vehicle Revenue Hour
Demand Response	\$1.71	\$30.46
Total	\$1.71	\$30.46

Service Effectiveness

Mode	Operating Expenses per Unlinked Passenger Trip	Unlinked Trips per Vehicle Revenue Mile	Unlinked Trips per Vehicle Revenue Hour
Demand Response	\$21.91	0.1	1.4
Total	\$21.91	0.1	1.4

Operating Expense per Vehicle Revenue Mile: Agency Total



Unlinked Passenger Trips per Vehicle Revenue Mile: Agency Total

