

Deerfield Valley Transit Association, Inc. (The MOOver)

2014 Annual Agency Profile

Public Transit Administrator: Ms. Barbara Donovan
802-828-2828

General Information

Financial Information

Service Consumption

272,680 Annual Unlinked Trips (UPT)

Service Supplied

327,123 Annual Vehicle Revenue Miles (VRM)

19,670 Annual Vehicle Revenue Hours (VRH)

Summary of Operating Expenses (OE)

\$1,735,317 Total Operating Expenses

Database Information

NTDID: 1R06-10144

Reporter Type: Rural General Public Transit

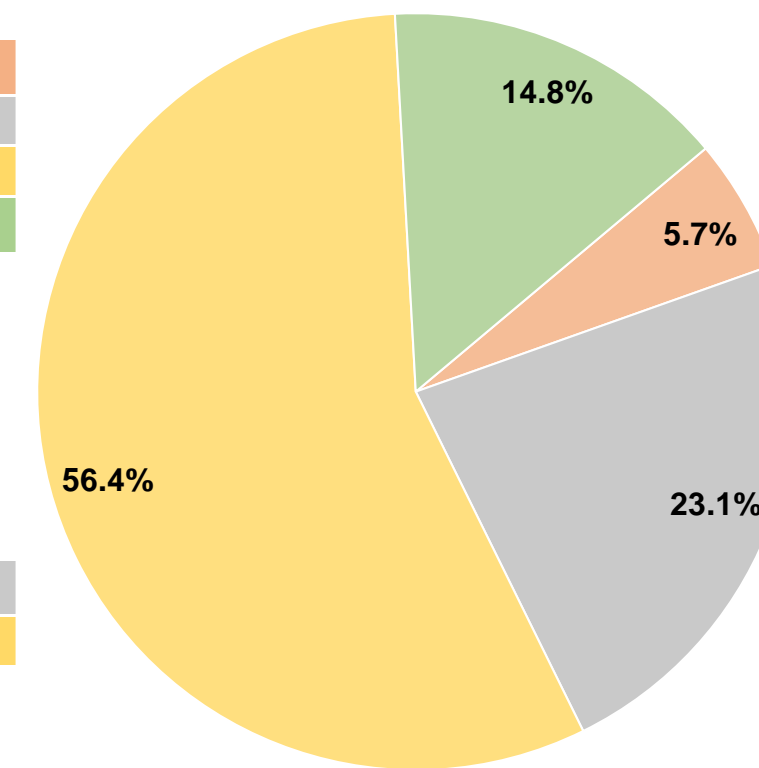
Sources of Operating Funds Expended

Fare Revenues	\$0	0.0%
Local Funds	\$98,688	5.7%
State Funds	\$401,351	23.1%
Federal Assistance	\$979,011	56.4%
Other Funds	\$256,267	14.8%
Total Operating Funds Expended	\$1,735,317	100.0%

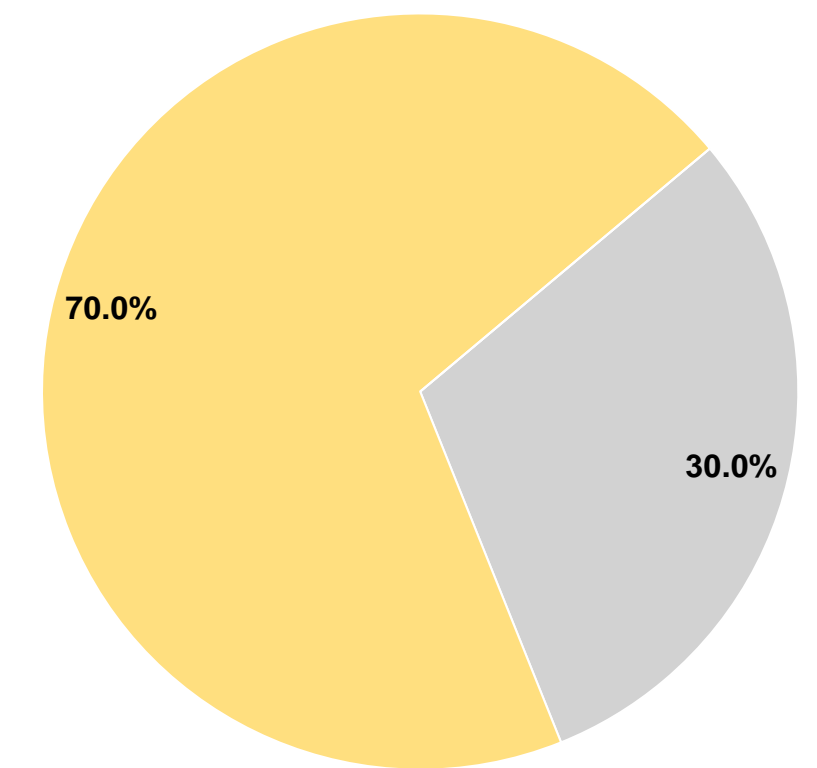
Sources of Capital Funds Expended

Fare Revenues	\$0	0.0%
Local Funds	\$0	0.0%
State Funds	\$344,966	30.0%
Federal Assistance	\$803,614	70.0%
Other Funds	\$0	0.0%
Total Capital Funds Expended	\$1,148,580	100.0%

Operating Funding Sources



Capital Funding Sources



Modal Characteristics

Operation Characteristics

Vehicles Operated at Maximum Service

Mode	Directly Operated	Purchased Transportation	Operating Expenses	Fare Revenues	Uses of Capital Funds	Annual Unlinked Trips	Annual Vehicle Revenue Miles	Annual Vehicle Revenue Hours
Demand Response	5	-	\$181,654	\$0	\$743,886	5,780	47,900	2,569
Bus	21	-	\$1,553,663	\$0	\$404,694	266,900	279,223	17,101
Total	26	-	\$1,735,317	\$0	\$1,148,580	272,680	327,123	19,670

Performance Measures


Service Efficiency

Mode	Operating Expenses per Vehicle Revenue Mile	Operating Expenses per Vehicle Revenue Hour
Demand Response	\$3.79	\$70.71
Bus	\$5.56	\$90.85
Total	\$5.30	\$88.22

Service Effectiveness

Mode	Operating Expenses per Unlinked Passenger Trip	Unlinked Trips per Vehicle Revenue Mile	Unlinked Trips per Vehicle Revenue Hour
Demand Response	\$31.43	0.1	2.2
Bus	\$5.82	1.0	15.6
Total	\$6.36	0.8	13.9

Operating Expense per Vehicle Revenue Mile: Agency Total



Unlinked Passenger Trips per Vehicle Revenue Mile: Agency Total

